

Mobile towers

**H
Y
M
E
R**

**MADE FOR
PEOPLE WHO
GET THINGS DONE.**

Professional access technology for industry and trade.

One thing is clear: Mobile towers must primarily ensure the people who carry out hard work at heights on a daily basis are safe and secure. And to make sure no valuable time is lost during assembly and dismantling, mobile towers should be ready for use quickly and, above all, in just a few simple steps.

The HYMER mobile tower range offers the perfect mobile tower system for a wide range of requirements with the highest demands on safety, durability and comfort at an attractive price. Compliance with standards is crucial.

**MADE FOR
PEOPLE WHO
GET THINGS DONE.**

TABLE OF CONTENTS

MOBILE TOWERS

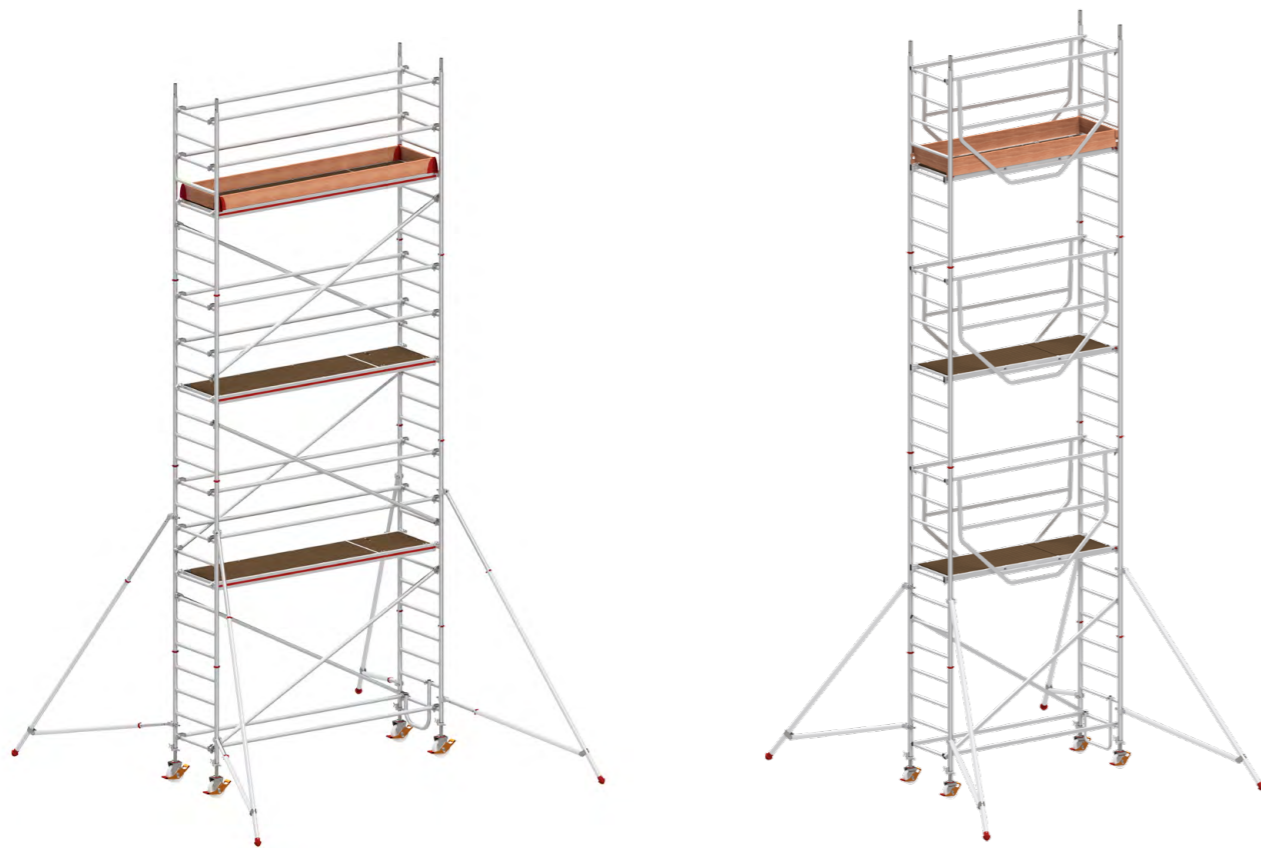
- 10 Mobile towers with stabilisers or mobile cross-beams
- 41 Individual parts
- 46 Spare parts



Ready for work – simple, fast and safe

Simplify hard work at a height, step by step and make it safer: Our mobile towers are solid, comfortable and durable.

Whether HYMER lifter or safety guardrail, both can be installed and dismantled in just a few simple steps.



With HYMER lifter

The practical HYMER lifter makes it easier to install and dismantle braces from the ground or the platform below, thus ensuring continuous side protection in accordance with EN 1004 at every stage of the assembly and disassembly process.

With safety guardrail

The safety guardrail, which is designed to be installed from below, provides the side protection required by EN 1004 in the assembly and disassembly process. The safety guardrail is simply mounted on the platform and secured in place with its self-locking hooks.

AT A GLANCE

We know how important it is to find the right access technology that meets your needs. That is why we highlight the most important features of our products as you browse through our catalogue.

Look for the symbols on the right-hand side of each product page. You can then see the most important information at a glance.

EN
1004

Focusing on safety and compliance: Ergonomic and standard-compliant HYMER access technology

Our access technology products are always compliant with the applicable standards and regulations. Access technology products are regularly being used in industry and the craft trades for maintenance, servicing and repair work. To minimise the risk of fall accidents, care should be taken during procurement to only use products that are not only safe and stable, but also comply with ergonomic criteria and legal standards. The conformity and safety of our HYMER access technology is highlighted by corresponding buttons.

Max.
150 kg/m²



Max.
200 kg/m²



Maxim load

Before using a mobile tower, it is essential to check the maximum permissible load. Each of our access technology products is labelled with a pictogram indicating the respective weight limit. This information is extremely important to avoid accidents and injuries.

10
YEAR
GUARANTEE

Durability and quality combined: 10-year warranty on products

HYMER products impress with their high-quality workmanship, robust design and particularly long service life. We stand by this promise by giving a ten-year warranty on design, materials and workmanship.

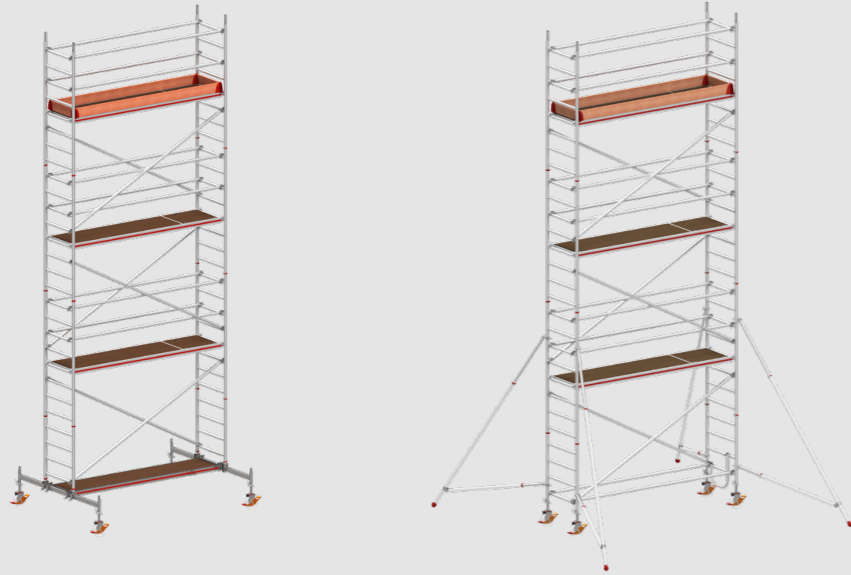


Development and production in Wangen im Allgäu – Made in Germany

All HYMER access technology products are developed, designed and manufactured exclusively at our headquarters in Wangen in Germany's Allgäu region. Our development and production processes are certified in accordance with DIN EN ISO 9001–2008, which guarantee safety and maximum reliability. This means we can assure you of tested quality and emphasise our commitment to work safety, also for working at height.

MOBILE TOWERS OVERVIEW

Which mobile tower is appropriate for your task?



Mobile tower with mobile cross-beams	Mobile tower with stabilisers	Platform length x frame section width (in meters)	Scaffolding class	Height offset
<ul style="list-style-type: none"> Highly flexible Working close to walls Easy lateral movement on the cross-beam Faster assembly times mean lower costs 	<ul style="list-style-type: none"> Increased safety and comfort Optional set-up with height offset Space-saving relocation and transport Structure even safer when equipped with SAFE-T safety guardrail 			
-	8371	2.95 x 0.80	3	✓
8171	-	2.95 x 0.80	3	-
-	8373	2.95 x 1.50	2	✓
8073	-	2.95 x 1.50	2	-
-	8573	2.95 x 1.50	2	✓
8273	-	2.95 x 1.50	2	-
-	8771	2.45 x 0.80	3	✓
-	8773	2.45 x 1.50	2	✓
-	8472	1.90 x 0.80	3	✓
-	8177	1.90 x 0.80	3	✓
-	8473	1.90 x 1.50	2	✓
-	8576	1.90 x 1.50	2	✓
7077	7077	2.08 x 0.72	3	-
-	7075	2.08 x 0.72	3	-
-	7070	1.58 x 0.72	3	-

MOBILE TOWERS ACCORDING TO EN 1004

The HYMER mobile tower range offers the perfect mobile tower system for a wide range of requirements with maximum safety, durability and comfort at an attractive price.

Compliance with standards is crucial

Our mobile towers are ideally suited to all facade and indoor work and meet the requirements of the current version of EN 1004, both with stabilisers and cross-beams:

Maximum platform distance

To reduce the risk of falling during assembly, disassembly and climbing on the mobile tower, the distance between two platforms must not exceed 2.25 metres. The lowest platform may be used at a maximum height of 3.40 metres.

Safe assembly, conversion and dismantling

Under the current version of EN 1004, mobile work platforms must be designed in such a way that they can be assembled, converted and dismantled without the need for personal fall protection. This means that continuous side protection must be ensured at every stage of assembly or disassembly. It must therefore be possible to attach braces and diagonals for the next stage using one of the following construction methods:

- from the ground
- from the platform below
- through the trapdoor of the platform ('Through the trapdoor' 3-T method)

New specifications for calculating statics may result in changes in the product structure, assembly and ballasting.



Regulations for Austria and France:

When assembling in Austria, platforms from a standing height of 1 metre must be equipped with toeboards. This applies to all platforms assembled in France.

The additional parts required for this can be found from page 41. Additional instructions for these countries can be found on our website.

MOBILE TOWERS WITH STABILISERS

Maximum stability, comfortable working.


The stabilisers securely support the mobile tower. They can be continuously adjusted at the frame section, easily moved into the transport position and folded up for working close to walls. The benefit: space-saving, time-saving and cost-saving manoeuvring.

You can download assembly and operation instructions for our mobile towers at hymer-steigtechnik.de/en/service/downloads.

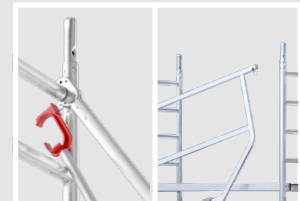
MOBILE TOWERS WITH MOBILE CROSS-BEAMS

Maximum flexibility, minimum assembly times.

Ideal for manoeuvring and quick set-up for working close to walls: HYMER mobile towers with cross-beams impress with their quick assembly/dismantling times and their particularly flexible design thanks to easy movement on the cross-beam.



Quick assembly and dismantling due to quick-release catches on braces and diagonal braces.



Convenient, safe assembly and dismantling thanks to the practical HYMER lifter or safety guardrail.



Extremely robust design due to welded frame sections.

Illustration left: Mobile tower with mobile cross-beams 8171

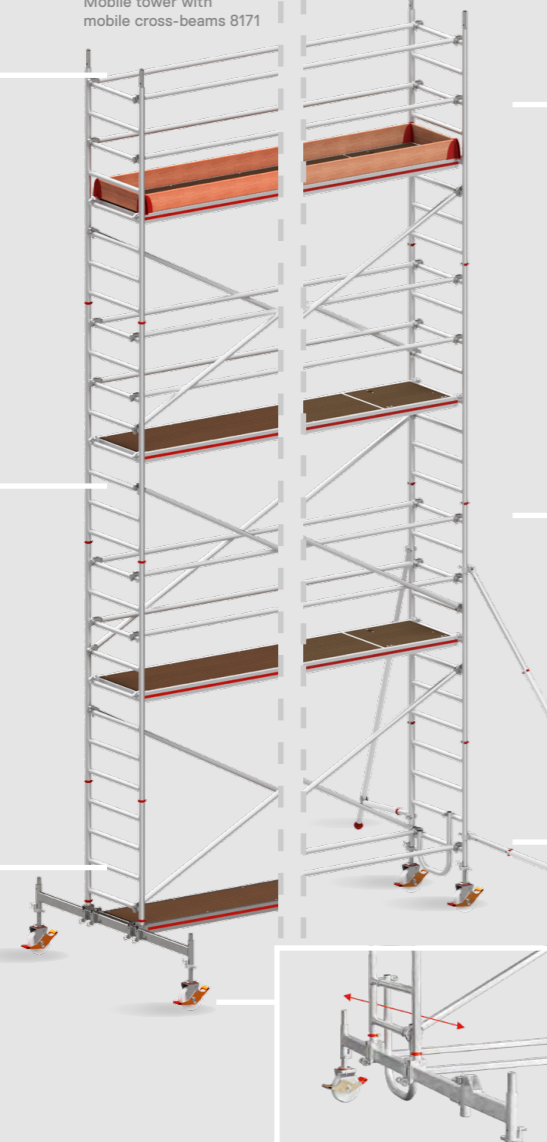



Illustration right: Mobile tower with stabilisers 8371



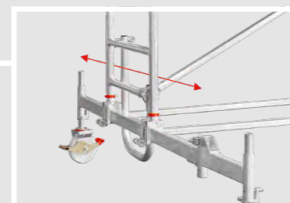
Spacious, weatherproof platform with non-slip surface.



Stabiliser with bayonet catch for easy mounting from the ground. Foldable for working close to walls and easy manoeuvring.



Height adjustable swivel castors make it easy to compensate for uneven floors.



Assembly for working close to walls by moving laterally on the cross-beam.

HYMER-ACCESS TECHNOLOGY



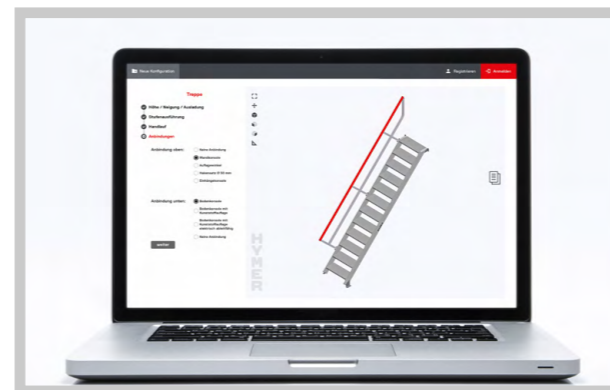
LADDERS AND STEPS

- Leaning and hookable ladders
- Extension and rope-operated extension ladders
- Step ladders
- Multipurpose ladders
- Platform ladders and stockers' ladders
- Products for special applications
- Steps and working platforms



MOBILE TOWERS

- Mobile towers with stairway
- Different platform sizes
- Optionally with mobile cross-beams / stabilisers



STAIRS, PLATFORMS, MAINTENANCE PLATFORMS

- HYMER configurations
- Special designs
- Online configurator: hymer-configurator.com



FIXED LADDERS

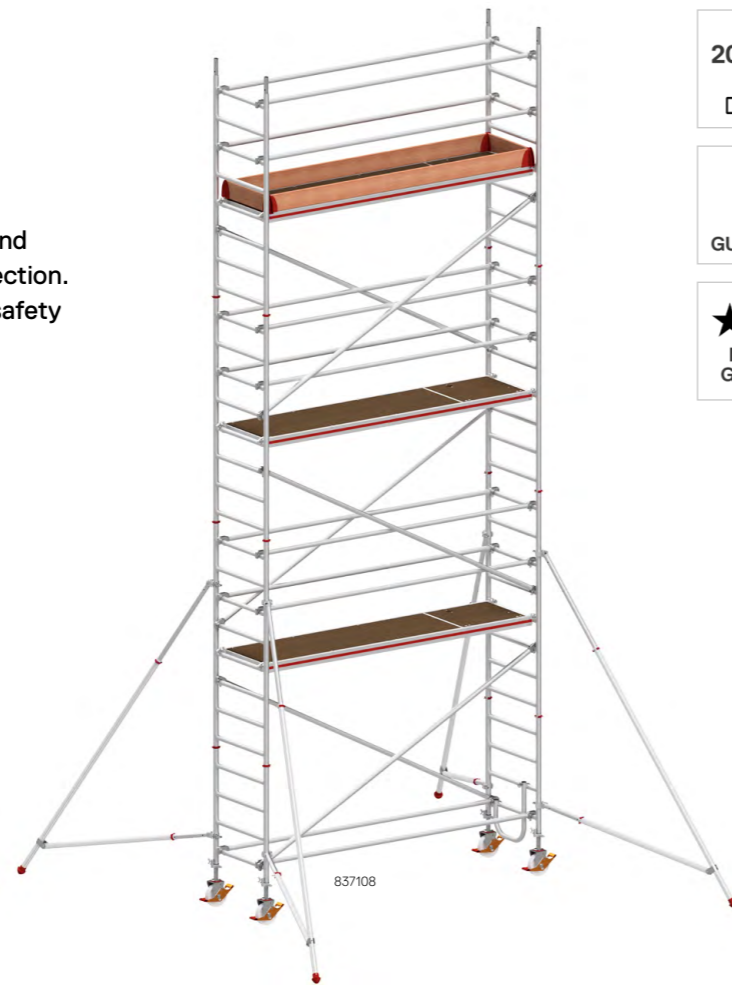
- Ladder for building maintenance
- Escape ladder / fire escape ladder / escape route
- Maintenance ladder for machine systems
- Online configurator: hymer-configurator.com

MOBILE TOWER WITH STABILISERS

- Extremely robust design due to welded frame sections.
- Quick assembly and dismantling due to quick-release catches on braces and diagonal braces.
- Convenient placement of diagonal braces and platforms on the same rung of the frame section.
- Non-slip surface on platforms and manual safety hooks for safe assembly and dismantling.
- Comfortable levelling out of uneven floors thanks to height adjustable swivel castors.
- Optional set-up with height offset.

Features:

- **Working surface 2.95 x 0.65 m.**
- **Platform length 2.95 m.**
- **Frame section width 0.80 m.**
- **Swivel castors Ø 200 mm.**



EN
1004

Max.
200 kg/m²

10
YEAR
GUARANTEE

★ ★ ★
MADE IN
GERMANY

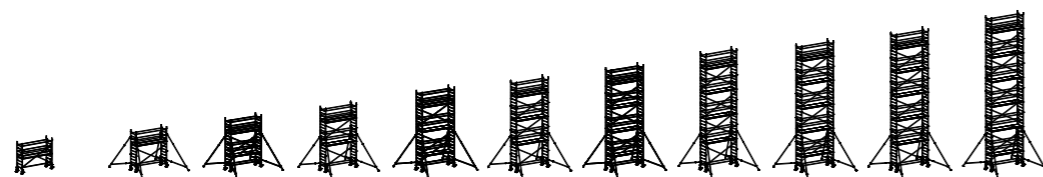
MOBILE TOWER WITH STABILISERS

Individual parts/parts list

Order no.	Description	837103	837104	837105	837106	837107	837108	837109	837110	837111	837112	837113
607122	8 rung frame section	2	2	4	4	6	6	8	8	10	10	12
607123	4 rung frame section	0	2	0	2	0	2	0	2	0	2	0
607124	Platform with trapdoor	1	1	2	2	3	3	4	4	5	5	6
637144	Entrance bracket	1	1	1	1	1	1	1	1	1	1	1
0079630	Toeboard long side	2	2	2	2	2	2	2	2	2	2	2
0079634	Toeboard front side	2	2	2	2	2	2	2	2	2	2	2
0077268	Toeboard clip	4	4	4	4	4	4	4	4	4	4	4
607127	Diagonal brace	2	2	3	4	5	6	7	8	9	10	11
607128	Brace	5	6	10	10	14	14	18	18	22	22	26
707036	Stabiliser base section + extension section	0	4	4	4	4	4	4	4	4	4	4
637150	Swivel castor Ø 200 mm with spindle	4	4	4	4	4	4	4	4	4	4	4
007760	Safety plug	0	4	4	8	8	12	12	16	16	20	20
605199	HYMER lifter	0	1	1	1	1	1	1	1	1	1	1
0095633	Assembly and operation instructions	1	1	1	1	1	1	1	1	1	1	1
0095861	Assembly and operation instructions AT/FR	1	1	1	1	1	1	1	1	1	1	1
Total weight (approx. kg)		100.7	141.2	189.2	203.4	251.4	265.6	313.6	327.8	375.8	390.0	438.0

Additional parts for set-up with height offset

Order no.	Description	837103	837104	837105	837106	837107	837108	837109	837110	837111	837112	837113
607123	4 rung frame section	not permitted	0	1	0	1	0	1	0	1	0	1
607127	Diagonal brace	not permitted	1	1	1	1	1	1	1	1	1	1
Total weight (approx. kg)		-	4.2	9.0	4.2	9.0	4.2	9.0	4.2	9.0	4.2	9.0



Order no.	837103	837104	837105	837106	837107	837108	837109	837110	837111	837112	837113
Reach height (approx. m)	3.40	4.40	5.40	6.40	7.40	8.40	9.40	10.40	11.40	12.40	13.40
Tower height (approx. m)	2.64	3.64	4.64	5.64	6.64	7.64	8.64	9.64	10.64	11.64	12.64
Standing height (approx. m)	1.40	2.40	3.40	4.40	5.40	6.40	7.40	8.40	9.40	10.40	11.40
Platform length (approx. m)	2.95	2.95	2.95	2.95	2.95	2.95	2.95	2.95	2.95	2.95	2.95
Frame section width (approx. m)	0.80	0.80	0.80	0.80	0.80	0.80	0.80	0.80	0.80	0.80	0.80

Ballasting

Indoor, centre (kg)	80	0	0	0	0	0	0	0	0	0	0
Indoor, on the wall (kg)	80	40 ⁽¹⁾	60 ⁽¹⁾	80 ⁽¹⁾	100 ⁽¹⁾	120 ⁽¹⁾	140 ⁽¹⁾	180 ⁽¹⁾	200 ⁽¹⁾	220 ⁽¹⁾	240 ⁽¹⁾
Outdoor, centre (kg)	80	0	0	0	0	0	0	not permitted	not permitted	not permitted	not permitted
Outdoor, on the wall (kg)	80	60 ⁽¹⁾	100 ⁽¹⁾	0 ⁽²⁾	0 ⁽²⁾	0 ⁽²⁾	60 ⁽²⁾	not permitted	not permitted	not permitted	not permitted

⁽¹⁾ Ballasting is not required when using two wall connectors (607141) for pressure support.

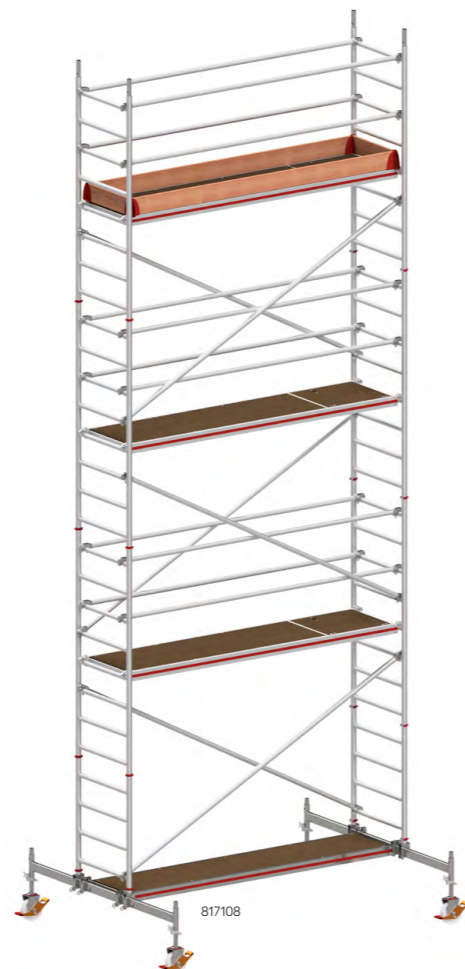
⁽²⁾ Two wall connectors (607141) need to be used for pressure support.
Required additional parts from page 41.

MOBILE TOWER WITH MOBILE CROSS-BEAMS

- Extremely robust design due to welded frame sections.
- Quick assembly and dismantling due to quick-release catches on braces and diagonal braces.
- Convenient placement of diagonal braces and platforms on the same rung of the frame section.
- Non-slip surface on platforms and manual safety hooks for safe assembly and dismantling.
- Comfortable levelling out of uneven floors thanks to height adjustable swivel castors.
- Easy lateral moving of the tower on the cross-beam without re-connecting.

Features:

- **Working surface 2.95 x 0.65 m.**
- **Platform length 2.95 m.**
- **Frame section width 0.80 m.**
- **Swivel castors Ø 200 mm.**



EN
1004

Max.
200 kg/m²

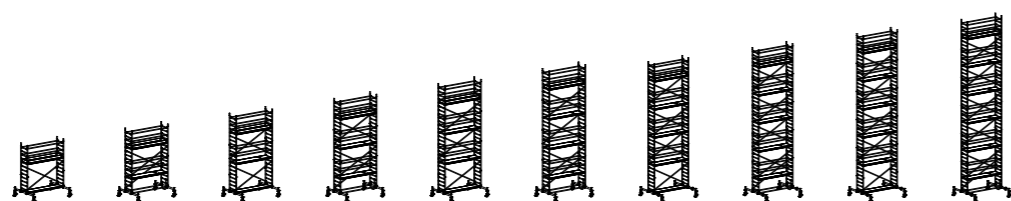
10
YEAR
GUARANTEE

★ ★ ★
MADE IN
GERMANY

MOBILE TOWER WITH MOBILE CROSS-BEAMS

Individual parts/parts list

Order no.	Description	817104	817105	817106	817107	817108	817109	817110	817111	817112	817113
607122	8 rung frame section	2	4	4	6	6	8	8	10	10	12
607123	4 rung frame section	2	0	2	0	2	0	2	0	2	0
607124	Platform with trapdoor	1	2	2	3	3	4	4	5	5	6
607144	Entry platform	1	0	1	0	1	0	1	0	1	0
607146	Entrance bracket	0	1	0	1	0	1	0	1	0	1
0079630	Toeboard long side	2	2	2	2	2	2	2	2	2	2
0079634	Toeboard front side	2	2	2	2	2	2	2	2	2	2
0077268	Toeboard clip	4	4	4	4	4	4	4	4	4	4
607127	Diagonal brace	2	3	4	5	6	7	8	9	10	11
607128	Brace	4	8	8	12	12	16	16	20	20	24
817134	Cross-beam	2	2	2	2	2	2	2	2	2	2
817133	Cross-beam extension	0	0	0	0	0	0	2	2	2	2
607143	Longitudinal cross-beam	0	2	0	2	0	2	0	2	0	2
607150	Swivel castor Ø 200 mm with spindle	4	4	4	4	4	4	4	4	4	4
0050493	Cross-beam clamp fitting	4	4	4	4	4	4	4	4	4	4
007760	Safety plug	8	8	12	12	16	16	20	20	24	24
605199	HYMER lifter	1	1	1	1	1	1	1	1	1	1
0095634	Assembly and operation instructions	1	1	1	1	1	1	1	1	1	1
0095864	Assembly and operation instructions AT/FR	1	1	1	1	1	1	1	1	1	1
Total weight (approx. kg)		170.9	224.0	233.1	286.2	295.3	348.4	371.1	424.2	433.3	486.4



Order no.	817104	817105	817106	817107	817108	817109	817110	817111	817112	817113
Reach height (approx. m)	4.60	5.60	6.60	7.60	8.60	9.60	10.60	11.60	12.60	13.60
Tower height (approx. m)	3.82	4.82	5.82	6.82	7.82	8.82	9.82	10.82	11.82	12.82
Standing height (approx. m)	2.60	3.60	4.60	5.60	6.60	7.60	8.60	9.60	10.60	11.60
Platform length (approx. m)	2.95	2.95	2.95	2.95	2.95	2.95	2.95	2.95	2.95	2.95
Frame section width (approx. m)	0.80	0.80	0.80	0.80	0.80	0.80	0.80	0.80	0.80	0.80

Ballasting

Indoor, centre (kg)	0	0	0	0	0	0	0	0	0	0
Indoor, on the wall (kg)	0	20 ⁽¹⁾	20 ⁽¹⁾⁽²⁾	40 ⁽¹⁾⁽²⁾	60 ⁽¹⁾⁽²⁾	70 ⁽¹⁾⁽²⁾	70 ⁽¹⁾⁽²⁾	110 ⁽²⁾⁽⁴⁾	not permitted	not permitted
Outdoor, centre (kg)	0	0	0	0 ⁽³⁾	60 ⁽³⁾	140 ⁽³⁾	not permitted	not permitted	not permitted	not permitted
Outdoor, on the wall (kg)	20 ⁽¹⁾	40 ⁽¹⁾⁽²⁾	80 ⁽¹⁾⁽²⁾	100 ⁽¹⁾⁽²⁾⁽³⁾	140 ⁽¹⁾⁽²⁾⁽³⁾	not permitted	not permitted	not permitted	not permitted	not permitted

⁽¹⁾ Ballasting is not required when using two wall connectors (607141) for pressure support.

⁽²⁾ Longitudinal cross-beam (607143) also required.

⁽³⁾ Two cross-beam extensions (817133) also required.

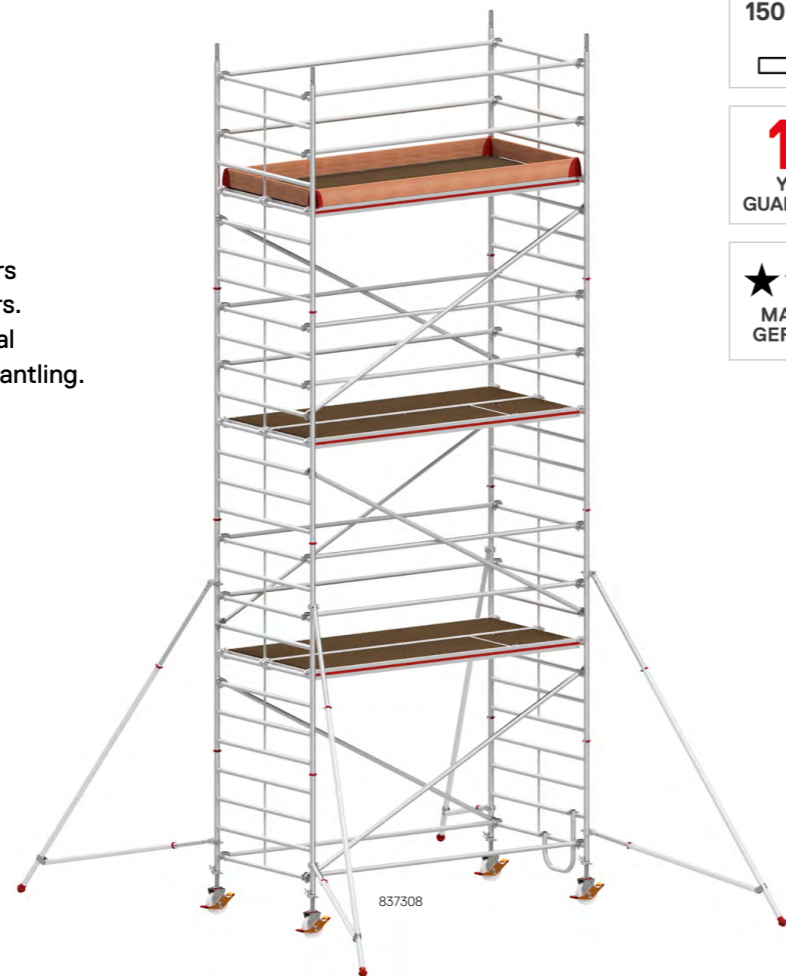
⁽⁴⁾ Ballasting is not required when using two wall connectors (607141) for pressure support. The tower must be assembled without a cross-beam extension. Required additional parts from page 41.

MOBILE TOWER WITH STABILISERS

- Extremely robust design due to welded frame sections.
- Quick assembly and dismantling due to quick-release catches on braces and diagonal braces.
- Extra spacious work surface thanks to two adjacent platforms.
- Comfortable levelling out of uneven floors thanks to height adjustable swivel castors.
- Non-slip surface on platforms and manual safety hooks for safe assembly and dismantling.
- Optional set-up with height offset.

Features:

- Working surface 2.95 x 1.30 m.**
- Platform length 2.95 m.**
- Frame section width 1.50 m.**
- Swivel castors Ø 200 mm.**

EN
1004Max.
150 kg/m²10
YEAR
GUARANTEE★ ★ ★
MADE IN
GERMANY

Order no.	837303	837304	837305	837306	837307	837308	837309	837310	837311	837312	837313
Reach height (approx. m)	3.40	4.40	5.40	6.40	7.40	8.40	9.40	10.40	11.40	12.40	13.40
Tower height (approx. m)	2.64	3.64	4.64	5.64	6.64	7.64	8.64	9.64	10.64	11.64	12.64
Standing height (approx. m)	1.40	2.40	3.40	4.40	5.40	6.40	7.40	8.40	9.40	10.40	11.40
Platform length (approx. m)	2.95	2.95	2.95	2.95	2.95	2.95	2.95	2.95	2.95	2.95	2.95
Frame section width (approx. m)	1.50	1.50	1.50	1.50	1.50	1.50	1.50	1.50	1.50	1.50	1.50

Ballasting

Indoor, centre (kg)	0	0	0	0	0	0	0	0	0	0	0
Indoor, on the wall (kg)	0	0	0	0	20 ⁽¹⁾	20 ⁽¹⁾	20 ⁽¹⁾	30 ⁽¹⁾	40 ⁽¹⁾	50 ⁽¹⁾	60 ⁽¹⁾
Outdoor, centre (kg)	0	40	0	0	0	0	not permitted	not permitted	not permitted	not permitted	not permitted
Outdoor, on the wall (kg)	0	40	30 ⁽¹⁾	0 ⁽²⁾	0 ⁽²⁾	0 ⁽²⁾	0 ⁽²⁾	not permitted	not permitted	not permitted	not permitted

⁽¹⁾ Ballasting is not required when using two wall connectors (607141) for pressure support.

⁽²⁾ Two wall connectors (607141) need to be used for pressure support.
Required additional parts from page 41.

MOBILE TOWER WITH STABILISERS

Individual parts/parts list

Order no.	Description	837303	837304	837305	837306	837307	837308	837309	837310	837311	837312	837313
607322	8 rung frame section	2	2	4	4	6	6	8	8	10	10	12
607323	4 rung frame section	0	2	0	2	0	2	0	2	0	2	0
607124	Platform with trapdoor	1	1	2	2	3	3	4	4	5	5	6
607324	Platform without trapdoor	1	1	2	2	3	3	4	4	5	5	6
637144	Entrance bracket	1	1	1	1	1	1	1	1	1	1	1
0079633	Toeboard long side	2	2	2	2	2	2	2	2	2	2	2
0079630	Toeboard front side	2	2	2	2	2	2	2	2	2	2	2
0077268	Toeboard clip	4	4	4	4	4	4	4	4	4	4	4
607127	Diagonal brace	2	2	3	4	5	6	7	8	9	10	11
607128	Brace	5	6	10	10	14	14	18	18	22	22	26
707036	Stabiliser base section + extension section	0	0	4	4	4	4	4	4	4	4	4
637150	Swivel castor Ø 200 mm with spindle	4	4	4	4	4	4	4	4	4	4	4
007760	Safety plug	0	4	4	8	8	12	12	16	16	20	20
605199	HYMER lifter	0	1	1	1	1	1	1	1	1	1	1
0095854	Assembly and operation instructions	1	1	1	1	1	1	1	1	1	1	1
0095867	Assembly and operation instructions AT/FR	1	1	1	1	1	1	1	1	1	1	1
Total weight (approx. kg)		132.7	151.2	250.6	268.8	342.2	360.4	433.8	452.0	525.4	543.6	617.0

Additional parts for set-up with height offset

Order no.	Description	837303	837304	837305	837306	837307	837308	837309	837310	837311	837312	837313
607323	4 rung frame section	not permitted	0	1	0	1	0	1	0	1	0	1
607127	Diagonal brace	not permitted	1	1	1	1	1	1	1	1	1	1
Total weight (approx. kg)		-	4.2	11.0	4.2	11.0	4.2	11.0	4.2	11.0	4.2	11.0

MOBILE TOWER WITH MOBILE CROSS-BEAMS

- Extremely robust design due to welded frame sections.
- Quick assembly and dismantling due to quick-release catches on braces and diagonal braces.
- Extra spacious work surface thanks to two adjacent platforms.
- Easy lateral moving of the tower on the cross-beam without re-connecting.
- Comfortable levelling out of uneven floors thanks to height adjustable swivel castors.
- Non-slip surface on platforms and manual safety hooks for safe assembly and dismantling.

Features:

- **Working surface 2.95 x 1.30 m.**
- **Platform length 2.95 m.**
- **Frame section width 1.50 m.**
- **Swivel castors Ø 200 mm.**




EN
1004

Max.
150 kg/m²

↓

10
YEAR
GUARANTEE

★ ★ ★
MADE IN
GERMANY



Order no.	807304	807305	807306	807307	807308	807309	807310	807311	807312	807313
Reach height (approx. m)	4.60	5.60	6.60	7.60	8.60	9.60	10.60	11.60	12.60	13.60
Tower height (approx. m)	3.82	4.82	5.82	6.82	7.82	8.82	9.82	10.82	11.82	12.82
Standing height (approx. m)	2.60	3.60	4.60	5.60	6.60	7.60	8.60	9.60	10.60	11.60
Platform length (approx. m)	2.95	2.95	2.95	2.95	2.95	2.95	2.95	2.95	2.95	2.95
Frame section width (approx. m)	1.50	1.50	1.50	1.50	1.50	1.50	1.50	1.50	1.50	1.50
Ballasting										
Indoor, centre (kg)	0	0	0	0	0	0	0	0	0	0
Indoor, on the wall (kg)	0	0	0	0	0	0	20 ⁽¹⁾⁽²⁾⁽³⁾	20 ⁽²⁾⁽³⁾	20 ⁽³⁾	20 ⁽³⁾
Outdoor, centre (kg)	0	0	0	40 ⁽¹⁾	100 ⁽¹⁾	not permitted	not permitted	not permitted	not permitted	not permitted
Outdoor, on the wall (kg)	0	0	30 ⁽⁵⁾	60 ⁽⁴⁾⁽⁵⁾	not permitted	not permitted	not permitted	not permitted	not permitted	not permitted

⁽¹⁾ Ballasting is not required when using two cross-beam extensions (817133).
⁽²⁾ Ballasting is not required when using a longitudinal cross-beam (607143).
⁽³⁾ Ballasting is not required when using two wall connectors (607141) for pressure support.
⁽⁴⁾ Ballasting is not required when using a longitudinal cross-beam (607143) and two wall connectors (607141) for pressure support.
⁽⁵⁾ If ballasts are used, a longitudinal cross-beam (607143) is also required.
 Required additional parts from page 41.

MOBILE TOWER WITH MOBILE CROSS-BEAMS

Individual parts/parts list

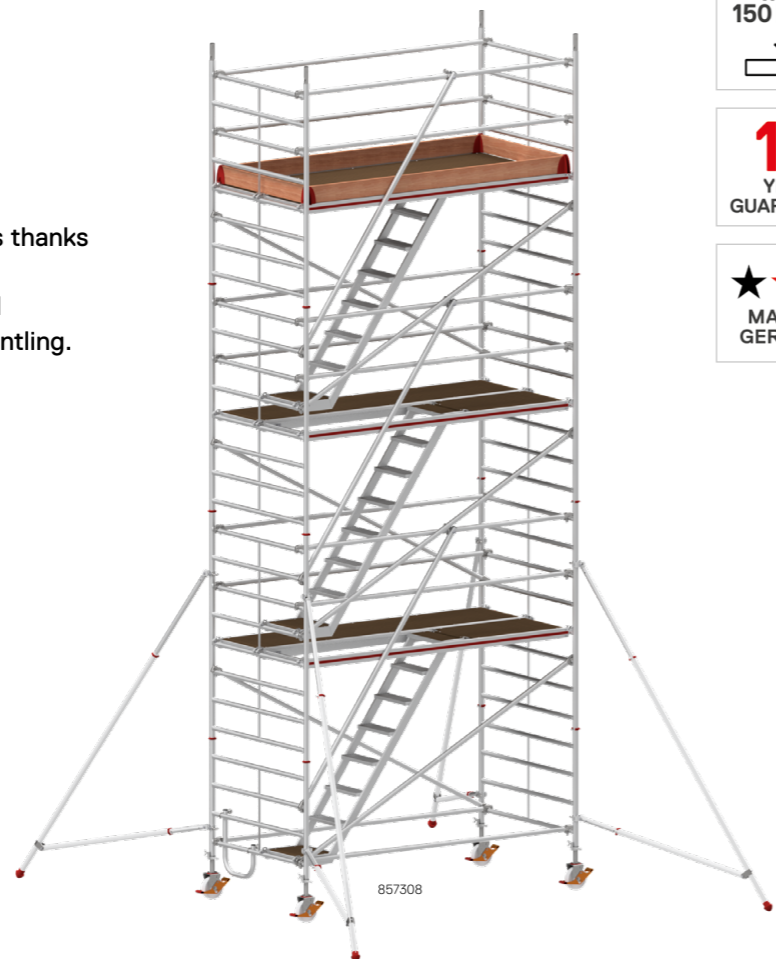
Order no.	Description	807304	807305	807306	807307	807308	807309	807310	807311	807312	807313
607322	8 rung frame section	2	4	4	6	6	8	8	10	10	12
607323	4 rung frame section	2	0	2	0	2	0	2	0	2	0
607124	Platform with trapdoor	1	2	2	3	3	4	4	5	5	6
607324	Platform without trapdoor	1	2	2	3	3	4	4	5	5	6
607144	Entry platform	1	0	1	0	1	0	1	0	1	0
607146	Entrance bracket	0	1	0	1	0	1	0	1	0	1
0079630	Toeboard long side	2	2	2	2	2	2	2	2	2	2
0079633	Toeboard front side	2	2	2	2	2	2	2	2	2	2
0077268	Toeboard clip	4	4	4	4	4	4	4	4	4	4
607127	Diagonal brace	2	3	4	5	6	7	8	9	10	11
607128	Brace	4	8	8	12	12	16	16	20	20	24
607143	Longitudinal cross-beam	1	2	1	2	1	2	1	2	1	2
817134	Cross-beam	2	2	2	2	2	2	2	2	2	2
607150	Swivel castor Ø 200 mm with spindle	4	4	4	4	4	4	4	4	4	4
0050493	Cross-beam clamp fitting	4	4	4	4	4	4	4	4	4	4
007760	Safety plug	8	8	12	12	16	16	20	20	24	24
605199	HYMER lifter	1	1	1	1	1	1	1	1	1	1
0095851	Assembly and operation instructions	1	1	1	1	1	1	1	1	1	1
0095870	Assembly and operation instructions AT/FR	1	1	1	1	1	1	1	1	1	1
Total weight (approx. kg)		222.0	285.4	311.6	377.00	403.2	468.6	494.8	560.2	586.4	651.8

MOBILE STAIRWAY TOWER WITH STABILISERS

- Extremely robust design due to welded frame sections.
- Ergonomic and safe ascent and descent via internal stairs.
- Extra spacious work surface thanks to two adjacent platforms.
- Comfortable levelling out of uneven floors thanks to height adjustable swivel castors.
- Non-slip surface on platforms and manual safety hooks for safe assembly and dismantling.
- Optional set-up with height offset.

Features:

- **Working surface 2.95 x 1.30 m.**
- **Platform length 2.95 m.**
- **Frame section width 1.50 m.**
- **Swivel castors Ø 200 mm.**





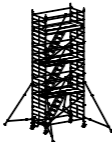
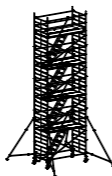
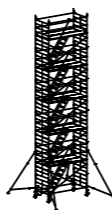
EN
1004

Max.
150 kg/m²



10
YEAR
GUARANTEE

★ ★ ★
MADE IN
GERMANY

					
Order no.	857304	857306	857308	857310	857312
Reach height (approx. m)	4.40	6.40	8.40	10.40	12.40
Tower height (approx. m)	3.64	5.64	7.64	9.64	11.64
Standing height (approx. m)	2.40	4.40	6.40	8.40	10.40
Platform length (approx. m)	2.95	2.95	2.95	2.95	2.95
Frame section width (approx. m)	1.50	1.50	1.50	1.50	1.50
Ballasting					
Indoor, centre (kg)	0	0	0	0	0
Indoor, on the wall (kg)	0	0	20 ⁽¹⁾	20 ⁽¹⁾	30 ⁽¹⁾
Outdoor, centre (kg)	40	0	0	not permitted	not permitted
Outdoor, on the wall (kg)	40	0 ⁽²⁾	0 ⁽²⁾	not permitted	not permitted

⁽¹⁾ Ballasting is not required when using two wall connectors (607141) for pressure support.

⁽²⁾ Two wall connectors (607141) need to be used for pressure support. Required additional parts from page 41.

MOBILE STAIRWAY TOWER WITH STABILISERS

Individual parts/parts list

Order no.	Description	857304	857306	857308	857310	857312
607322	8 rung frame section	2	4	6	8	10
607323	4 rung frame section	2	2	2	2	2
627324	Platform with trapdoor	1	1	1	1	1
607324	Platform without trapdoor	1	2	3	4	5
627314	Platform for passage without trapdoor	0	1	2	3	4
637144	Entrance bracket	1	1	1	1	1
0079630	Toeboard long side	2	2	2	2	2
0079633	Toeboard front side	2	2	2	2	2
0077268	Toeboard clip	4	4	4	4	4
607127	Diagonal brace	2	4	6	8	10
607128	Brace	6	10	14	18	22
627340	Stairs	1	2	3	4	5
627329	Guardrail tube	1	2	3	4	5
707036	Stabiliser base section + extension section	0	4	4	4	4
637150	Swivel castor Ø 200 mm with spindle	4	4	4	4	4
007760	Safety plug	4	8	12	16	20
605199	HYMER lifter	1	1	1	1	1
0095858	Assembly and operation instructions	1	1	1	1	1
0095874	Assembly and operation instructions AT/FR	1	1	1	1	1
Total weight (approx. kg)		167.8	296.0	398.2	500.4	602.6

Additional parts for set-up with height offset

Order no.	Description	857304	857306	857308	857310	857312
607127	Diagonal brace	1	1	1	1	1
Total weight (approx. kg)		4.2	4.2 (approx.)	4.2	4.2	4.2

MOBILE STAIRWAY TOWER WITH MOBILE CROSS-BEAMS

- Extremely robust design due to welded frame sections.
- Ergonomic and safe ascent and descent via internal stairs.
- Extra spacious work surface thanks to two adjacent platforms.
- Comfortable levelling out of uneven floors thanks to height adjustable swivel castors.
- Non-slip surface on platforms and manual safety hooks for safe assembly and dismantling.

Features:

- **Working surface 2.95 x 1.30 m.**
- **Platform length 2.95 m.**
- **Frame section width 1.50 m.**
- **Swivel castors Ø 200 mm.**



EN
1004

Max.
150 kg/m²



10
YEAR
GUARANTEE

★ ★ ★
MADE IN
GERMANY

MOBILE STAIRWAY TOWER WITH MOBILE CROSS-BEAMS

Individual parts/parts list

Order no.	Description	827304	827306	827308	827310	827312
607322	8 rung frame section	2	4	6	8	10
607323	4 rung frame section	2	2	2	2	2
627324	Platform with trapdoor	1	1	1	1	1
607324	Platform without trapdoor	1	2	3	4	5
627314	Platform for passage without trapdoor	0	1	2	3	4
607144	Entry platform	1	1	1	1	1
0079630	Toeboard long side	2	2	2	2	2
0079633	Toeboard front side	2	2	2	2	2
0077268	Toeboard clip	4	4	4	4	4
607127	Diagonal brace	2	4	6	8	10
607128	Brace	5	9	13	17	21
627340	Stairs	1	2	3	4	5
627329	Guardrail tube	1	2	3	4	5
817134	Cross-beam	2	2	2	2	2
0050493	Cross-beam clamp fitting	4	4	4	4	4
607150	Swivel castor Ø 200 mm with spindle	4	4	4	4	4
007760	Safety plug	8	12	16	20	24
605199	HYMER lifter	1	1	1	1	1
0095859	Assembly and operation instructions	1	1	1	1	1
0095873	Assembly and operation instructions AT/FR	1	1	1	1	1
Total weight (approx. kg)		227.3	329.5	431.7	533.9	636.1



Order no.	827304	827306	827308	827310	827312
Reach height (approx. m)	4.60	6.60	8.60	10.60	12.60
Tower height (approx. m)	3.82	5.82	7.82	9.82	11.82
Standing height (approx. m)	2.60	4.60	6.60	8.60	10.60
Platform length (approx. m)	2.95	2.95	2.95	2.95	2.95
Frame section width (approx. m)	1.50	1.50	1.50	1.50	1.50
Ballasting					
Indoor, centre (kg)	0	0	0	0	0
Indoor, on the wall (kg)	0	0	0	0	20 ⁽¹⁾⁽³⁾⁽⁴⁾
Outdoor, centre (kg)	0	0	60 ⁽²⁾	not permitted	not permitted
Outdoor, on the wall (kg)	0	0 ⁽⁵⁾⁽¹⁾	not permitted	not permitted	not permitted

⁽¹⁾ Ballasting is not required when using two wall connectors (607141) for pressure support.

⁽²⁾ Two cross-beam extensions (817133) are required.

⁽³⁾ Ballasting is not required when using a longitudinal cross-beam (607143).

⁽⁴⁾ Ballasting is not required when using two cross-beam extensions (817133).

⁽⁵⁾ A longitudinal cross-beam (607143) is required in addition to the ballast.

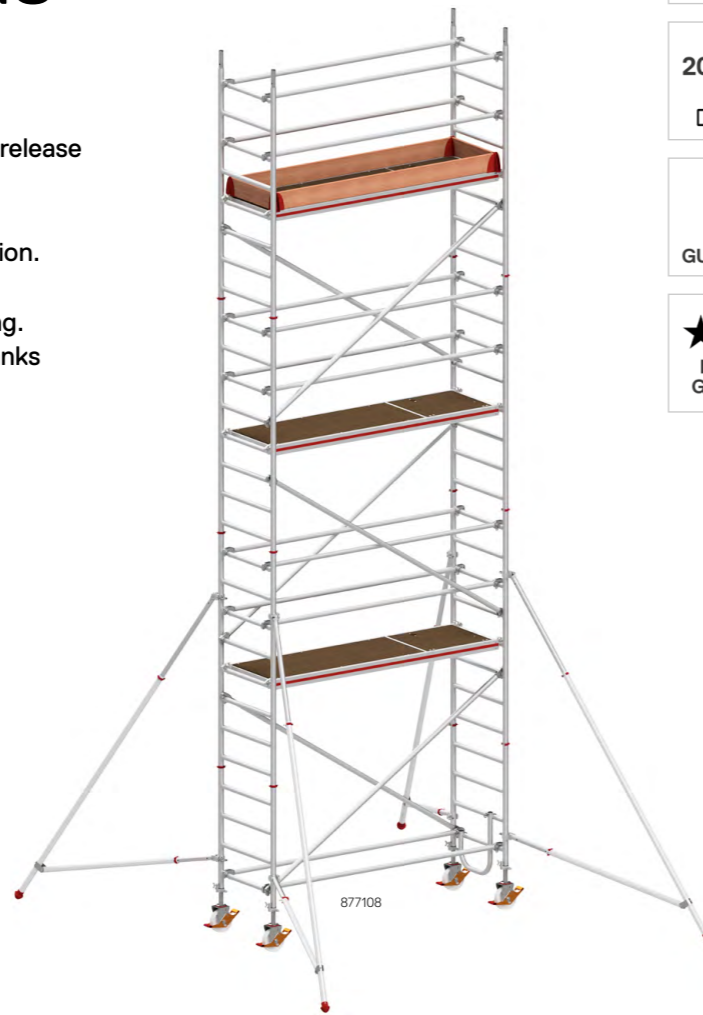
Required additional parts from page 41.

MOBILE TOWER WITH STABILISERS

- Extremely robust design due to welded frame sections.
- Quick assembly and dismantling due to quick-release catches on braces and diagonal braces.
- Convenient placement of diagonal braces and platforms on the same rung of the frame section.
- Non-slip surface on platforms and manual safety hooks for safe assembly and dismantling.
- Comfortable levelling out of uneven floors thanks to height adjustable swivel castors.
- Optional set-up with height offset.

Features:

- **Working surface 2.45 x 0.65 m.**
- **Platform length 2.45 m.**
- **Frame section width 0.80 m.**
- **Swivel castors Ø 200 mm.**



EN
1004

Max.
200 kg/m²

10
YEAR
GUARANTEE

★ ★ ★
MADE IN
GERMANY

MOBILE TOWER WITH STABILISERS

Individual parts/parts list

Order no.	Description	877103	877104	877105	877106	877107	877108	877109	877110	877111	877112	877113
607122	8 rung frame section	2	2	4	4	6	6	8	8	10	10	12
607123	4 rung frame section	0	2	0	2	0	2	0	2	0	2	0
677124	Platform with trapdoor	1	1	2	2	3	3	4	4	5	5	6
637144	Entrance bracket	1	1	1	1	1	1	1	1	1	1	1
0079631	Toeboard long side	2	2	2	2	2	2	2	2	2	2	2
0079634	Toeboard front side	2	2	2	2	2	2	2	2	2	2	2
0077268	Toeboard clip	4	4	4	4	4	4	4	4	4	4	4
677127	Diagonal brace	2	2	3	4	5	6	7	8	9	10	11
637827	Brace	5	6	10	10	14	14	18	18	22	22	26
707036	Stabiliser base section + extension section	0	4	4	4	4	4	4	4	4	4	4
637150	Swivel castor Ø 200 mm with spindle	4	4	4	4	4	4	4	4	4	4	4
007760	Safety plug	0	4	4	8	8	12	12	16	16	20	20
605199	HYMER lifter	0	1	1	1	1	1	1	1	1	1	1
0095632	Assembly and operation instructions	1	1	1	1	1	1	1	1	1	1	1
0095862	Assembly and operation instructions AT/FR	1	1	1	1	1	1	1	1	1	1	1
Total weight (approx. kg)		85.9	125.0	162.4	175.2	212.6	225.4	262.8	275.6	313.0	325.8	363.2

Additional parts for set-up with height offset

Order no.	Description	877103	877104	877105	877106	877107	877108	877109	877110	877111	877112	877113
607123	4 rung frame section	not permitted	0	1	0	1	0	1	0	1	0	1
677127	Diagonal brace	not permitted	1	1	1	1	1	1	1	1	1	1
Total weight (approx. kg)		-	2.8	7.6	2.8	7.6	2.8	7.6	2.8	7.6	2.8	7.6

Order no.	877103	877104	877105	877106	877107	877108	877109	877110	877111	877112	877113
Reach height (approx. m)	3.40	4.40	5.40	6.40	7.40	8.40	9.40	10.40	11.40	12.40	13.40
Tower height (approx. m)	2.64	3.64	4.64	5.64	6.64	7.64	8.64	9.64	10.64	11.64	12.64
Standing height (approx. m)	1.40	2.40	3.40	4.40	5.40	6.40	7.40	8.40	9.40	10.40	11.40
Platform length (approx. m)	2.45	2.45	2.45	2.45	2.45	2.45	2.45	2.45	2.45	2.45	2.45
Frame section width (approx. m)	0.80	0.80	0.80	0.80	0.80	0.80	0.80	0.80	0.80	0.80	0.80

Ballasting

Indoor, centre (kg)	80	0	0	0	0	0	0	0	0	0	0
Indoor, on the wall (kg)	80	40 ⁽¹⁾	60 ⁽¹⁾	80 ⁽¹⁾	100 ⁽¹⁾	140 ⁽¹⁾	160 ⁽¹⁾	180 ⁽¹⁾	200 ⁽¹⁾	240 ⁽¹⁾	260 ⁽¹⁾
Outdoor, centre (kg)	80	0	0	0	0	0	not permitted	not permitted	not permitted	not permitted	not permitted
Outdoor, on the wall (kg)	80	60 ⁽¹⁾	100 ⁽¹⁾	0 ⁽²⁾	0 ⁽²⁾	0 ⁽²⁾	40 ⁽²⁾	not permitted	not permitted	not permitted	not permitted

⁽¹⁾ Ballasting is not required when using two wall connectors (607141) for pressure support.

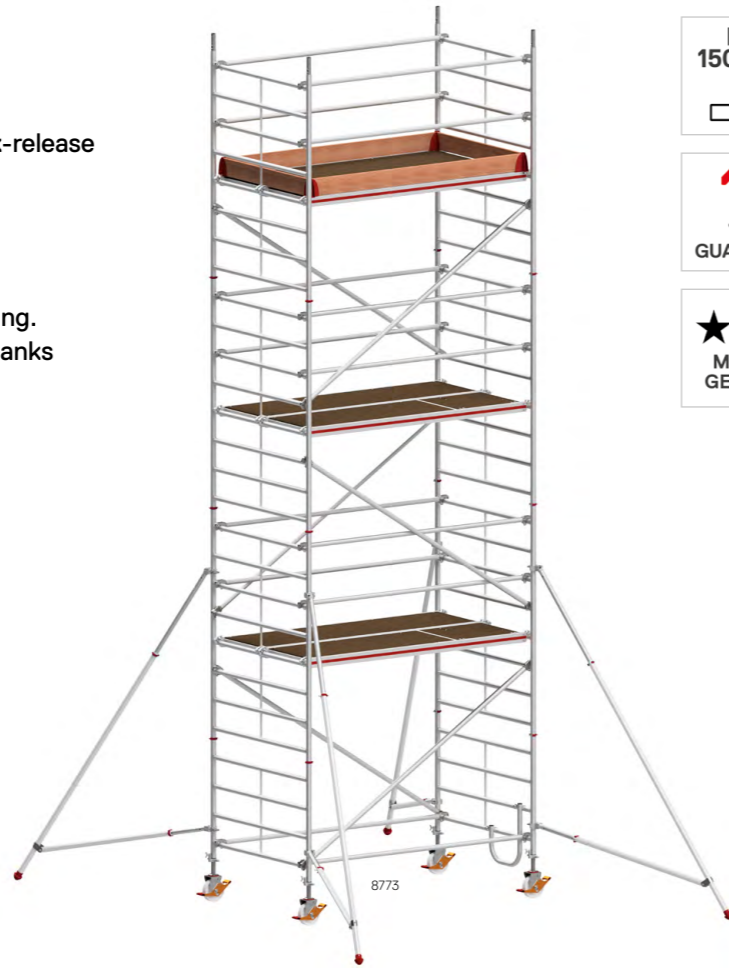
⁽²⁾ Two wall connectors (607141) need to be used for pressure support. Required additional parts from page 41.

MOBILE TOWER WITH STABILISERS

- Extremely robust design due to welded frame sections.
- Quick assembly and dismantling due to quick-release catches on braces and diagonal braces.
- Extra spacious work surface thanks to two adjacent platforms.
- Non-slip surface on platforms and manual safety hooks for safe assembly and dismantling.
- Comfortable levelling out of uneven floors thanks to height adjustable swivel castors.
- Optional set-up with height offset.

Features:

- **Working surface 2.45 x 1.30 m.**
- **Platform length 2.45 m.**
- **Frame section width 1.50 m.**
- **Swivel castors Ø 200 mm.**

EN
1004Max.
150 kg/m²10
YEAR
GUARANTEE★ ★ ★
MADE IN
GERMANY

MOBILE TOWER WITH STABILISERS

Individual parts/parts list

Order no.	Description	877303	877304	877305	877306	877307	877308	877309	877310	877311	877312	877313
607322	8 rung frame section	2	2	4	4	6	6	8	8	10	10	12
607323	4 rung frame section	0	2	0	2	0	2	0	2	0	2	0
677124	Platform with trapdoor	1	1	2	2	3	3	4	4	5	5	6
677324	Platform without trapdoor	1	1	2	2	3	3	4	4	5	5	6
637144	Entrance bracket	1	1	1	1	1	1	1	1	1	1	1
0079631	Toeboard long side	2	2	2	2	2	2	2	2	2	2	2
0079633	Toeboard front side	2	2	2	2	2	2	2	2	2	2	2
0077268	Toeboard clip	4	4	4	4	4	4	4	4	4	4	4
677127	Diagonal brace	2	2	3	4	5	6	7	8	9	10	11
637827	Brace	5	6	10	10	14	14	18	18	22	22	26
707036	Stabiliser base section + extension section	0	0	4	4	4	4	4	4	4	4	4
637150	Swivel castor Ø 200 mm with spindle	4	4	4	4	4	4	4	4	4	4	4
007760	Safety plug	0	4	4	8	8	12	12	16	16	20	20
605199	HYMER lifter	0	1	1	1	1	1	1	1	1	1	1
0095852	Assembly and operation instructions	1	1	1	1	1	1	1	1	1	1	1
0095868	Assembly and operation instructions AT/FR	1	1	1	1	1	1	1	1	1	1	1
Total weight (approx. kg)		112.9	130.0	213.8	230.6	288.4	305.2	363.0	379.8	437.6	454.4	512.2

Additional parts for set-up with height offset

Order no.	Description	877303	877304	877305	877306	877307	877308	877309	877310	877311	877312	877313
607323	4 rung frame section	not permitted	0	1	0	1	0	1	0	1	0	1
677127	Diagonal brace	not permitted	1	1	1	1	1	1	1	1	1	1
Total weight (approx. kg)		-	2.8	9.6	2.8	9.6	2.8	9.6	2.8	9.6	2.8	9.6

Order no.	877303	877304	877305	877306	877307	877308	877309	877310	877311	877312	877313
Reach height (approx. m)	3.40	4.40	5.40	6.40	7.40	8.40	9.40	10.40	11.40	12.40	13.40
Tower height (approx. m)	2.64	3.64	4.64	5.64	6.64	7.64	8.64	9.64	10.64	11.64	12.64
Standing height (approx. m)	1.40	2.40	3.40	4.40	5.40	6.40	7.40	8.40	9.40	10.40	11.40
Platform length (approx. m)	2.45	2.45	2.45	2.45	2.45	2.45	2.45	2.45	2.45	2.45	2.45
Frame section width (approx. m)	1.50	1.50	1.50	1.50	1.50	1.50	1.50	1.50	1.50	1.50	1.50
Ballasting											
Indoor, centre (kg)	0	0	0	0	0	0	0	0	0	0	0
Indoor, on the wall (kg)	0	0	0	20 ⁽¹⁾	20 ⁽¹⁾	30 ⁽¹⁾	40 ⁽¹⁾	50 ⁽¹⁾	60 ⁽¹⁾	70 ⁽¹⁾	90 ⁽¹⁾
Outdoor, centre (kg)	0	40	0	0	0	40	not permitted	not permitted	not permitted	not permitted	not permitted
Outdoor, on the wall (kg)	0	40	30 ⁽¹⁾	50 ⁽¹⁾	0 ⁽²⁾	0 ⁽²⁾	170 ⁽²⁾	not permitted	not permitted	not permitted	not permitted

⁽¹⁾ Ballasting is not required when using two wall connectors (607141) for pressure support.

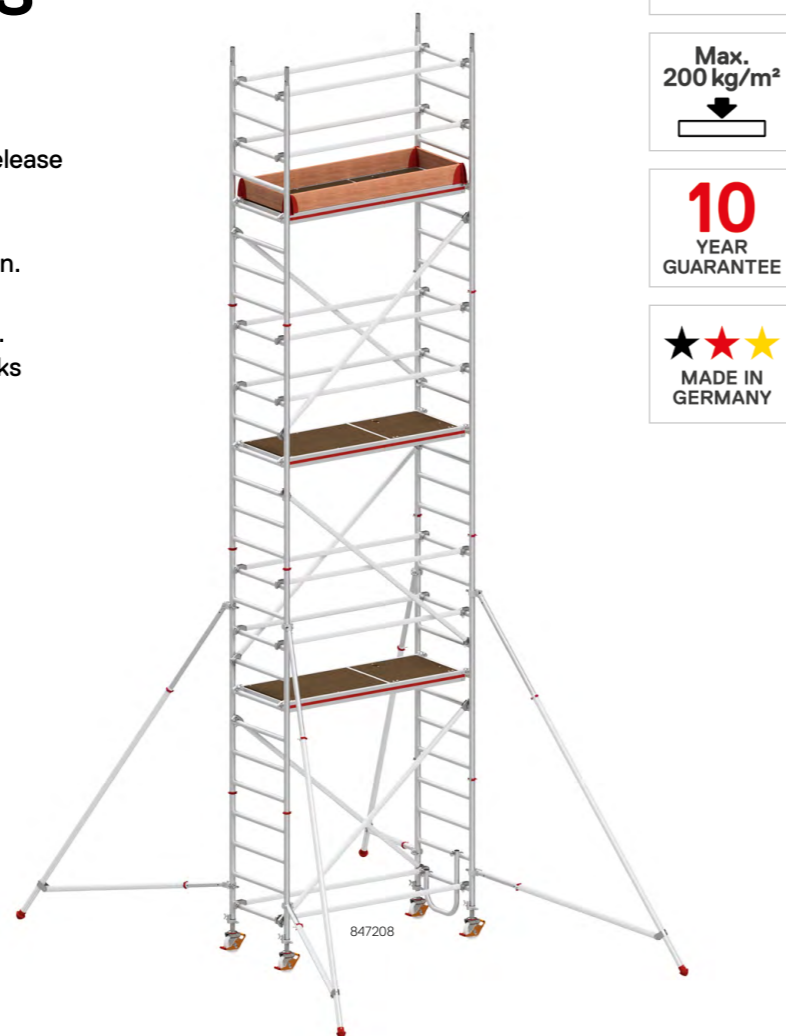
⁽²⁾ Two wall connectors (607141) need to be used for pressure support. Required additional parts from page 41.

MOBILE TOWER WITH STABILISERS

- Extremely robust design due to welded frame sections.
- Quick assembly and dismantling due to quick-release catches on braces and diagonal braces.
- Convenient placement of diagonal braces and platforms on the same rung of the frame section.
- Non-slip surface on platforms and manual safety hooks for safe assembly and dismantling.
- Comfortable levelling out of uneven floors thanks to height adjustable swivel castors.
- Optional set-up with height offset.

Features:

- **Working surface 1.90 x 0.65 m.**
- **Platform length 1.90 m.**
- **Frame section width 0.80 m.**
- **Swivel castors Ø 150 mm.**



Order no.	847203	847204	847205	847206	847207	847208	847209
Reach height (approx. m)	3.25	4.25	5.25	6.25	7.25	8.25	9.25
Tower height (approx. m)	2.49	3.49	4.49	5.49	6.49	7.49	8.49
Standing height (approx. m)	1.25	2.25	3.25	4.25	5.25	6.25	7.25
Platform length (approx. m)	1.90	1.90	1.90	1.90	1.90	1.90	1.90
Frame section width (approx. m)	0.80	0.80	0.80	0.80	0.80	0.80	0.80
Ballasting							
Indoor, centre (kg)	80	0	0	0	0	0	0
Indoor, on the wall (kg)	80	40 ⁽¹⁾	60 ⁽¹⁾	80 ⁽¹⁾	120 ⁽¹⁾	140 ⁽¹⁾	160 ⁽¹⁾
Outdoor, centre (kg)	80	0	0	0	0	80	40 ⁽³⁾
Outdoor, on the wall (kg)	80	60 ⁽¹⁾	80 ⁽¹⁾	120 ⁽¹⁾	0 ⁽²⁾	0 ⁽²⁾	20 ⁽²⁾⁽³⁾

⁽¹⁾ Ballasting is not required when using two wall connectors (607141) for pressure support.

⁽²⁾ Two wall connectors (607141) need to be used for pressure support.

⁽³⁾ Not possible when used with swivel castor Ø 200 mm.

Required additional parts from page 41.

MOBILE TOWER WITH STABILISERS

Individual parts/parts list

Order no.	Description	847203	847204	847205	847206	847207	847208	847209
607122	8 rung frame section	2	2	4	4	6	6	8
607123	4 rung frame section	0	2	0	2	0	2	0
617824	Platform with trapdoor	1	1	2	2	3	3	4
637144	Entrance bracket	1	1	1	1	1	1	1
0079632	Toeboard long side	2	2	2	2	2	2	2
0079634	Toeboard front side	2	2	2	2	2	2	2
0077268	Toeboard clip	4	4	4	4	4	4	4
637827	Diagonal brace	2	2	3	4	5	6	7
617828	Brace	5	6	10	10	14	14	18
707036	Stabiliser base section + extension section	0	4	4	4	4	4	4
007503	Swivel castor Ø 150 mm with spindle ⁽¹⁾	4	4	4	4	4	4	4
007760	Safety plug	0	4	4	8	8	12	12
605199	HYMER lifter	0	1	1	1	1	1	1
0095640	Assembly and operation instructions	1	1	1	1	1	1	1
0095863	Assembly and operation instructions AT/FR	1	1	1	1	1	1	1
Total weight (approx. kg)		71.4	110.2	142.2	154.6	186.6	199.0	231.0

⁽¹⁾ Alternative: Swivel castor Ø 200 mm with spindle, order no. 637150, see also page 45

Additional parts for set-up with height offset

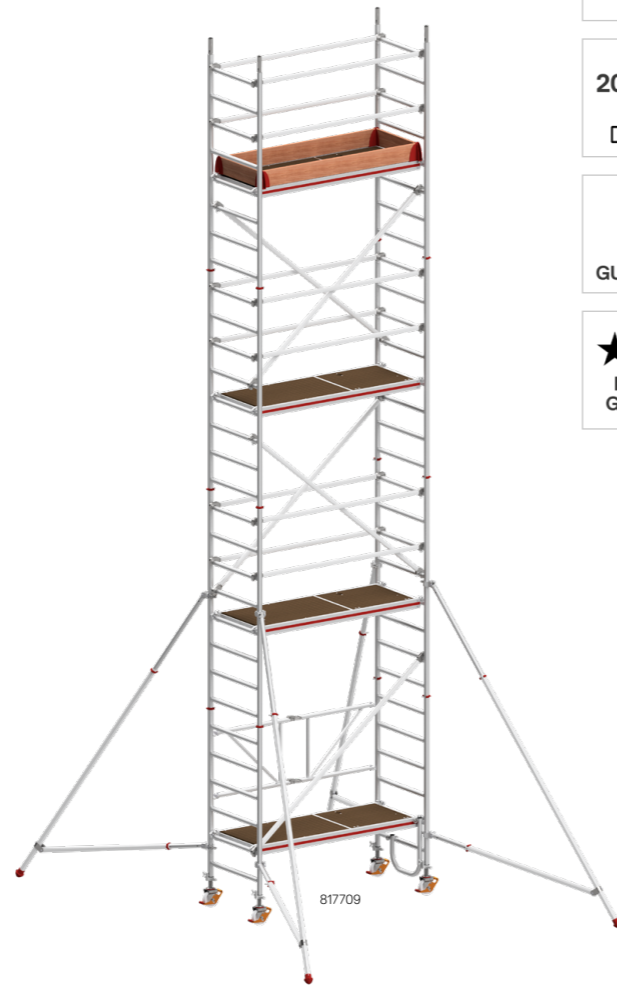
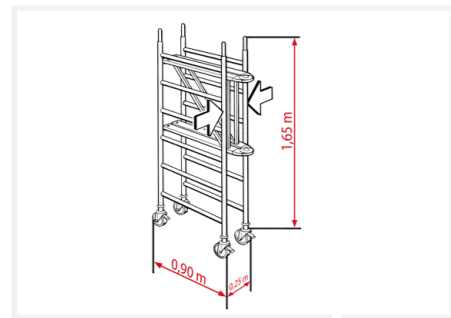
Order no.	Description	847203	847204	847205	847206	847207	847208	847209
607123	4 rung frame section	not permitted	0	1	0	1	0	1
637827	Diagonal brace	not permitted	1	1	1	1	1	1
Total weight (approx. kg)		-	2.4	7.2	2.4	7.2	2.4	7.2

FOLDING MOBILE TOWER WITH STABILISERS

- Extremely robust design due to welded frame sections.
- Quick assembly and dismantling due to quick-release catches on braces and diagonal braces.
- Minimum space requirement for transport and storage thanks to the folding function.
- Non-slip surface on platforms and manual safety hooks for safe assembly and dismantling.
- Easy levelling out of uneven floors thanks to height adjustable swivel castors (from size 07).
- Optional set-up with height offset.

Features:

- **Working surface 1.90 x 0.65 m.**
- **Platform length 1.90 m.**
- **Frame section width 0.80 m.**
- **Swivel castors Ø 125 mm, 150 mm from size 07.**

EN
1004Max.
200 kg/m²10
YEAR
GUARANTEE★ ★ ★
MADE IN
GERMANY

Order no.	817703	817704	817705	817706	817707	817708	817709
Reach height (approx. m)	2.80	3.57	4.57	5.57	6.75	7.75	8.75
Tower height (approx. m)	1.80	2.80	3.80	4.80	5.99	6.99	7.99
Standing height (approx. m)	0.80	1.57	2.57	3.57	4.75	5.75	6.75
Platform length (approx. m)	1.90	1.90	1.90	1.90	1.90	1.90	1.90
Frame section width (approx. m)	0.80	0.80	0.80	0.80	0.80	0.80	0.80

Ballasting

Indoor, centre (kg)	120	140	0	0	0	0	0
Indoor, on the wall (kg)	120	140	40 ⁽¹⁾	70 ⁽¹⁾	90 ⁽¹⁾	120 ⁽¹⁾	140 ⁽¹⁾
Outdoor, centre (kg)	120	140	0	0	0	0	0
Outdoor, on the wall (kg)	120	140	60 ⁽¹⁾	90 ⁽¹⁾	140 ⁽¹⁾	0 ⁽²⁾	0 ⁽²⁾

⁽¹⁾ Ballasting is not required when using two wall connectors (607141) for pressure support.

⁽²⁾ Two wall connectors (607141) need to be used for pressure support.
Required additional parts from page 41.

FOLDING MOBILE TOWER WITH STABILISERS

Individual parts/parts list

Order no.	Description	817703	817704	817705	817706	817707	817708	817709
617721	Folding frame	1	1	1	1	1	1	1
607122	8 rung frame section	0	0	2	2	4	4	6
607123	4 rung frame section	0	2	0	2	0	2	0
617824	Platform with trapdoor	1	1	2	2	3	3	4
0079632	Toeboard long side	0	2	2	2	2	2	2
0079634	Toeboard front side	0	2	2	2	2	2	2
0077268	Toeboard clip	0	4	4	4	4	4	4
637827	Diagonal brace	0	1	1	3	3	5	5
617827	Diagonal brace	1	0	0	0	0	0	0
617828	Brace	0	4	4	10	8	14	12
707036	Stabiliser base section + extension section	0	0	4	4	4	4	4
617750	Swivel castor Ø 125 mm without spindle	4	4	4	4	0	0	0
007503	Swivel castor Ø 150 mm with spindle	0	0	0	0	4	4	4
007760	Safety plug	4	8	8	12	8	12	12
637144	Entrance bracket	0	0	0	0	1	1	1
605199	HYMER lifter	0	0	1	1	1	1	1
0095855	Assembly and operation instructions	1	1	1	1	1	1	1
0095872	Assembly and operation instructions AT/FR	1	1	1	1	1	1	1
Total weight (approx. kg)		41.1	68.2	116.1	143.5	170.8	198.2	215.2

Note: Size 03 of this tower does not conform to the French standard and is therefore not permitted!

Additional parts for set-up with height offset

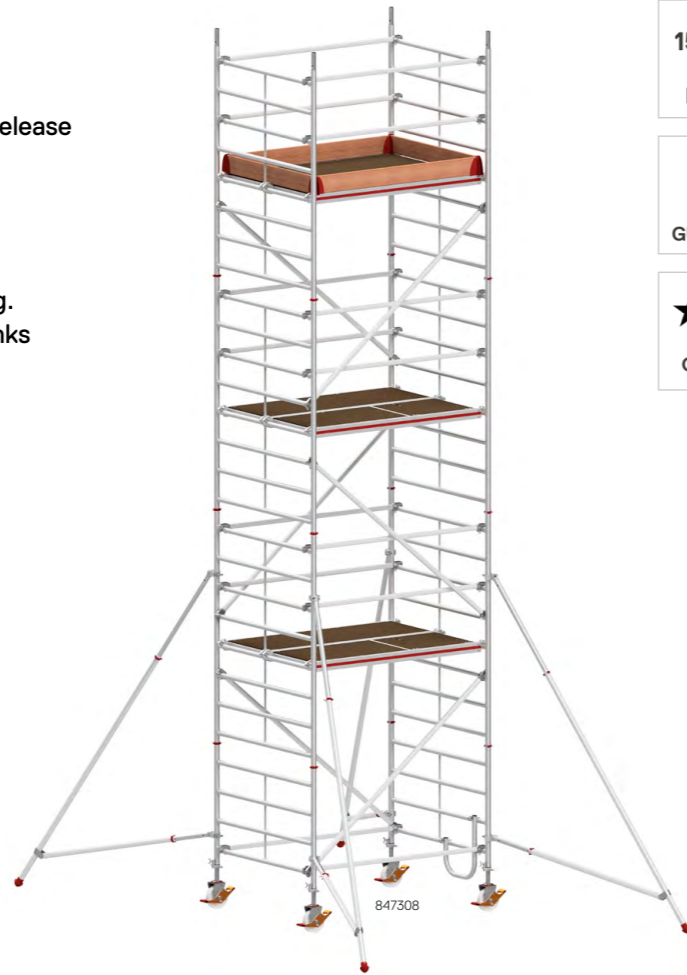
Order no.	Description	817703	817704	817705	817706	817707	817708	817709
607123	4 rung frame section	not permitted	not permitted	3	0	3	0	3
637827	Diagonal brace	not permitted	not permitted	2	0	2	0	2
617828	Brace	not permitted	not permitted	2	0	2	0	2
007760	Safety plug	not permitted	not permitted	2	0	2	0	2
Total weight (approx. kg)		-	-	23.6	-	23.6	-	23.6

MOBILE TOWER WITH STABILISERS

- Extremely robust design due to welded frame sections.
- Quick assembly and dismantling due to quick-release catches on braces and diagonal braces.
- Extra spacious work surface thanks to two adjacent platforms.
- Non-slip surface on platforms and manual safety hooks for safe assembly and dismantling.
- Comfortable levelling out of uneven floors thanks to height adjustable swivel castors.
- Optional set-up with height offset.

Features:

- **Working surface 1.90 x 1.30 m.**
- **Platform length 1.90 m.**
- **Frame section width 1.50 m.**
- **Swivel castors Ø 200 mm.**

EN
1004Max.
150 kg/m²10
YEAR
GUARANTEE★ ★ ★
MADE IN
GERMANY

Order no.	847303	847304	847305	847306	847307	847308	847309	847310
Reach height (approx. m)	3.40	4.40	5.40	6.40	7.40	8.40	9.40	10.40
Tower height (approx. m)	2.64	3.64	4.64	5.64	6.64	7.64	8.64	9.64
Standing height (approx. m)	1.40	2.40	3.40	4.40	5.40	6.40	7.40	8.40
Platform length (approx. m)	1.90	1.90	1.90	1.90	1.90	1.90	1.90	1.90
Frame section width (approx. m)	1.50	1.50	1.50	1.50	1.50	1.50	1.50	1.50
Ballasting								
Indoor, centre (kg)	0	0	0	0	0	0	0	0
Indoor, on the wall (kg)	0	0	20 ⁽¹⁾	20 ⁽¹⁾	30 ⁽¹⁾	40 ⁽¹⁾	50 ⁽¹⁾	60 ⁽¹⁾
Outdoor, centre (kg)	0	40	0	0	0	not permitted	not permitted	not permitted
Outdoor, on the wall (kg)	0	40	20 ⁽¹⁾	40 ⁽¹⁾	70 ⁽¹⁾	not permitted	not permitted	not permitted

⁽¹⁾ Ballasting is not required when using two wall connectors (607141) for pressure support. Required additional parts from page 41.

MOBILE TOWER WITH STABILISERS

Individual parts/parts list

Order no.	Description	847303	847304	847305	847306	847307	847308	847309	847310
607322	8 rung frame section	2	2	4	4	6	6	8	8
607323	4 rung frame section	0	2	0	2	0	2	0	2
617824	Platform with trapdoor	1	1	2	2	3	3	4	4
617724	Platform without trapdoor	1	1	2	2	3	3	4	4
637144	Entrance bracket	1	1	1	1	1	1	1	1
0079632	Toeboard long side	2	2	2	2	2	2	2	2
0079633	Toeboard front side	2	2	2	2	2	2	2	2
0077268	Toeboard clip	4	4	4	4	4	4	4	4
637827	Diagonal brace	2	2	3	4	5	6	7	8
617828	Brace	5	6	10	10	14	14	18	18
707036	Stabiliser base section + extension section	0	0	4	4	4	4	4	4
637150	Swivel castor Ø 200 mm with spindle	4	4	4	4	4	4	4	4
007760	Safety plug	0	4	4	8	8	12	12	16
605199	HYMER lifter	0	1	1	1	1	1	1	1
0095853	Assembly and operation instructions	1	1	1	1	1	1	1	1
0095869	Assembly and operation instructions AT/FR	1	1	1	1	1	1	1	1
Total weight (approx. kg)		103.7	120.5	197.0	213.4	263.9	280.3	330.8	347.2

Additional parts for set-up with height offset

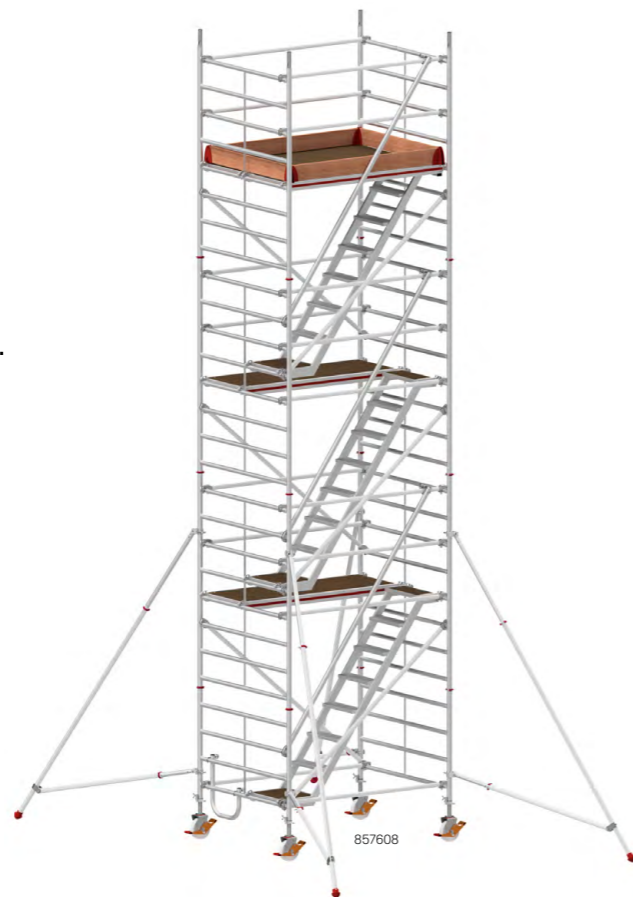
Order no.	Description	847303	847304	847305	847306	847307	847308	847309	847310
607323	4 rung frame section	not permitted	0	1	0	1	0	1	0
637827	Diagonal brace	not permitted	1	1	1	1	1	1	1
Total weight (approx. kg)		-	2.4	9.2	2.4	9.2	2.4	9.2	2.4

MOBILE STAIRWAY TOWER WITH STABILISERS

- Extremely robust design due to welded frame sections.
- Ergonomic and safe ascent and descent via internal stairs.
- Extra spacious work surface thanks to two adjacent platforms.
- Comfortable levelling out of uneven floors thanks to height adjustable swivel castors.
- Non-slip surface on platforms and manual safety hooks for safe assembly and dismantling.
- Optional set-up with height offset.

Features:

- **Working surface 1.90 x 1.30 m.**
- **Platform length 1.90 m.**
- **Frame section width 1.50 m.**
- **Swivel castors Ø 200 mm.**



EN
1004

Max.
150 kg/m²



10
YEAR
GUARANTEE

★ ★ ★
MADE IN
GERMANY

MOBILE STAIRWAY TOWER WITH STABILISERS

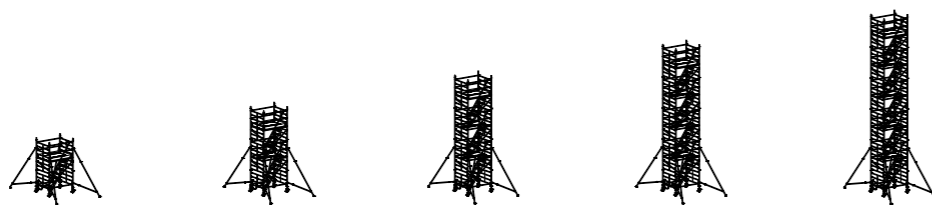
Individual parts/parts list

Order no.	Description	857604	857606	857608	857610	857612
607322	8 rung frame section	2	4	6	8	10
607323	4 rung frame section	2	2	2	2	2
627624	Platform with trapdoor	1	1	1	1	1
617724	Platform without trapdoor	1	2	3	4	5
637144	Entrance bracket	1	1	1	1	1
0079632	Toeboard long side	2	2	2	2	2
0079633	Toeboard front side	2	2	2	2	2
0077268	Toeboard clip	4	4	4	4	4
637827	Diagonal brace	2	4	6	8	10
617828	Brace	6	11	16	21	26
627340	Stairs	1	2	3	4	5
627329	Guardrail tube	1	2	3	4	5
707036	Stabiliser base section + extension section	4	4	4	4	4
637150	Swivel castor Ø 200 mm with spindle	4	4	4	4	4
007760	Safety plug	4	8	12	16	20
605199	HYMER lifter	1	1	1	1	1
0095857	Assembly and operation instructions	1	1	1	1	1
Total weight (approx. kg)		134.6	231.5	302.4	373.3	444.2

Note: From size 06, this tower for Austria and France does not conform to the standard and is therefore not permitted!

Additional parts for set-up with height offset

Order no.	Description	857604	857606	857608	857610	857612
637827	Diagonal brace	1	1	1	1	1
Total weight (approx. kg)		2.4	2.4	2.4	2.4	2.4



Order no.	857604	857606	857608	857610	857612
Reach height (approx. m)	4.40	6.40	8.40	10.40	12.40
Tower height (approx. m)	3.64	5.64	7.64	9.64	11.64
Standing height (approx. m)	2.40	4.40	6.40	8.40	10.40
Platform length (approx. m)	1.90	1.90	1.90	1.90	1.90
Frame section width (approx. m)	1.50	1.50	1.50	1.50	1.50
Ballasting					
Indoor, centre (kg)	0	0	0	0	0
Indoor, on the wall (kg)	0	20 ⁽¹⁾	30 ⁽¹⁾	50 ⁽¹⁾	70 ⁽¹⁾
Outdoor, centre (kg)	0	0	not permitted	not permitted	not permitted
Outdoor, on the wall (kg)	20 ⁽¹⁾	60 ⁽¹⁾	not permitted	not permitted	not permitted

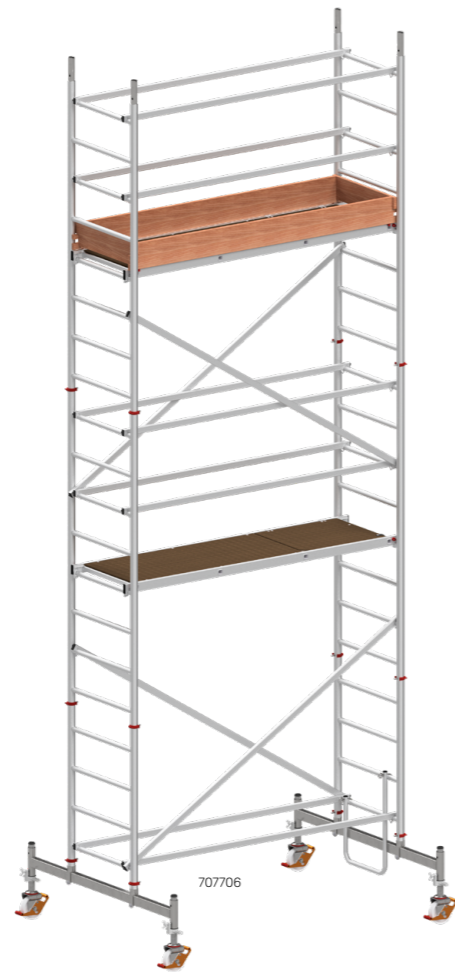
⁽¹⁾ Ballasting is not required when using two wall connectors (607141) for pressure support. Required additional parts from page 41.

MOBILE TOWER WITH MOBILE CROSS-BEAMS / STABILISERS

- Extremely robust design due to welded frame sections.
- Quick assembly and dismantling due to quick-release catches on braces and diagonal braces.
- Non-slip surface on platforms and manual safety hooks for safe assembly and dismantling.
- Height adjustable swivel castors make it easy to compensate for uneven floors.
- Up to size 06 with mobile cross-beams. From size 07 with stabilisers.

Features:

- **Working surface 2.08 x 0.61 m.**
- **Platform length 2.08 m.**
- **Frame section width 0.72 m.**
- **Swivel castors Ø 150 mm.**



EN
1004

Max.
200 kg/m²

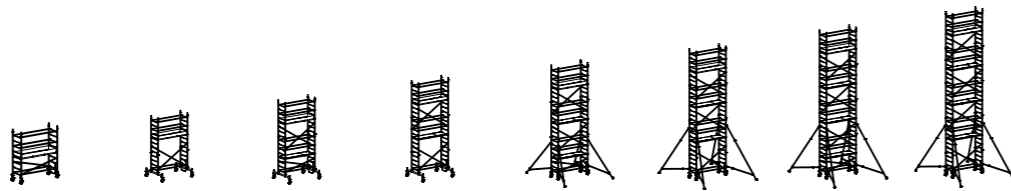
10
YEAR
GUARANTEE

★ ★ ★
MADE IN
GERMANY

MOBILE TOWER WITH MOBILE CROSS-BEAMS / STABILISERS

Individual parts/parts list

Order no.	Description	707703	707704	707705	707706	707707	707708	707709	707710
707022	8 rung frame section	2	2	4	4	6	6	8	8
707023	4 rung frame section	0	2	0	2	0	2	0	2
709524	Platform with trapdoor	1	1	2	2	3	3	4	4
707045	Entrance bracket long	0	1	1	1	0	0	0	0
707044	Entrance bracket short	1	0	0	0	1	1	1	1
707125	Toeboard long side	2	2	2	2	2	2	2	2
707226	Toeboard front side	2	2	2	2	2	2	2	2
7090227	Diagonal brace	2	0	2	0	2	0	2	0
70094227	Diagonal brace	0	2	2	4	4	6	6	8
70094228	Brace	6	6	10	10	14	14	18	18
707134	Cross-beam	0	2	2	2	0	0	0	0
0051957	Cross-beam clamp fitting	0	4	4	4	0	0	0	0
707035	Stabiliser base section	0	0	0	0	4	4	4	4
707037	Stabiliser extension section	0	0	0	0	0	4	4	4
007503	Swivel castor Ø 150 mm with spindle	4	4	4	4	4	4	4	4
007760	Safety plug	0	8	8	12	8	12	12	16
605199	HYMER lifter	0	1	1	1	1	1	1	1
0095856	Assembly and operation instructions	1	1	1	1	1	1	1	1
0095871	Assembly and operation instructions AT/FR	1	1	1	1	1	1	1	1
Total weight (approx. kg)		60.4	86.9	112.2	122.2	151.7	167.7	193.0	203.0



Order no.	707703	707704	707705	707706	707707	707708	707709	707710
Reach height (approx. m)	3.27	4.42	5.42	6.42	7.27	8.27	9.27	10.27
Tower height (approx. m)	2.49	3.64	4.64	5.64	6.49	7.49	8.49	9.49
Standing height (approx. m)	1.27	2.42	3.42	4.42	5.27	6.27	7.27	8.27
Platform length (approx. m)	2.08	2.08	2.08	2.08	2.08	2.08	2.08	2.08
Frame section width (approx. m)	0.72	0.72	0.72	0.72	0.72	0.72	0.72	0.72

Ballasting

Indoor, centre (kg)	100	40	60	120 ⁽²⁾	0	0	0	100
Indoor, on the wall (kg)	100 ⁽⁴⁾	80 ⁽⁴⁾⁽³⁾	130 ⁽⁴⁾⁽³⁾	200 ⁽⁴⁾⁽³⁾	150 ⁽⁴⁾	160 ⁽⁴⁾	190 ⁽⁴⁾	220 ⁽⁴⁾
Outdoor, centre (kg)	120	40	100	160 ⁽²⁾	0	0	0	not permitted
Outdoor, on the wall (kg)	120 ⁽⁴⁾	80 ⁽⁴⁾⁽³⁾	140 ⁽⁴⁾⁽³⁾	220 ⁽⁴⁾⁽³⁾	210 ⁽⁴⁾	240 ⁽⁴⁾	0 ⁽⁴⁾	not permitted

⁽¹⁾ Ballasting is not required when two wall connectors (707241) are used.

⁽²⁾ Two connecting tubes (707143) are required for installing the ballast.

⁽³⁾ One connecting tube (707143) is required for installing the ballast.

⁽⁴⁾ Two wall connectors (707241) are required.

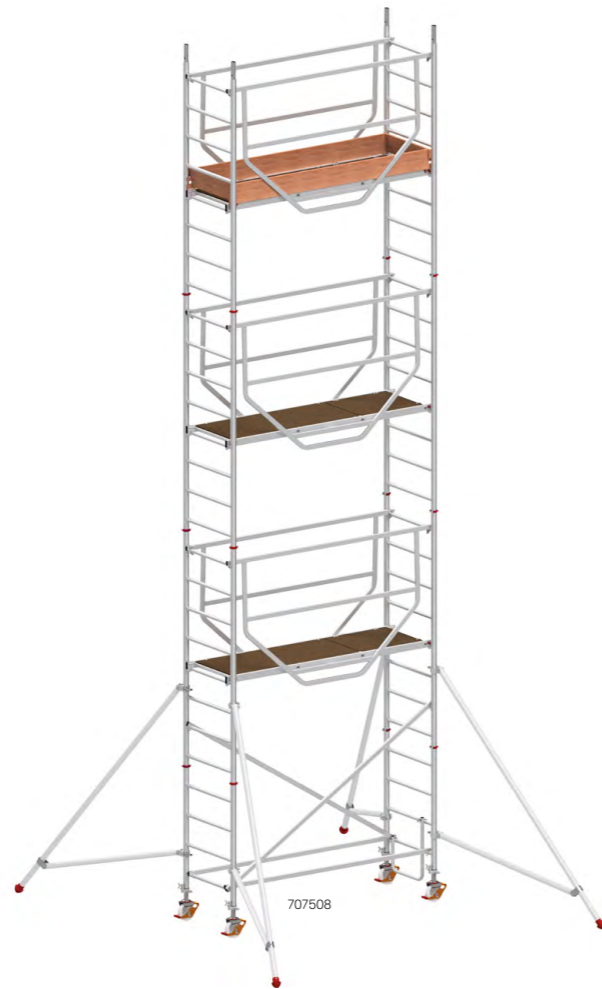
Required additional parts from page 41.

ADVANCED SAFE-T MOBILE TOWER WITH STABILISERS

- Extremely robust design due to welded frame sections.
- Quick assembly and dismantling due to quick-release catches on braces and diagonal braces.
- Non-slip surface on platforms and manual safety hooks for safe assembly and dismantling.
- Easy levelling out of uneven floors thanks to height adjustable swivel castors.
- Maximum protection during assembly thanks to SAFE-T safety guardrail.

Features:

- **Working surface 2.08 x 0.61 m.**
- **Platform length 2.08 m.**
- **Frame section width 0.72 m.**
- **Swivel castors Ø 150 mm.**



EN
1004

Max.
200 kg/m²

10
YEAR
GUARANTEE

★ ★ ★
MADE IN
GERMANY



Assembly configurations	Module 1	Module 1+KIT+stabilisers	Module 1+2	Module 1+2+KIT	Module 1+2+3	Module 1+2+3+KIT	Module 1+2+3+4
Order no.	707503	707504	707505	707506	707507	707508	707509
Reach height (approx. m)	3.27	4.27	5.27	6.27	7.27	8.27	9.27
Tower height (approx. m)	2.49	3.49	4.49	5.49	6.49	7.49	8.49
Standing height (approx. m)	1.27	2.27	3.27	4.27	5.27	6.27	7.27
Platform length (approx. m)	2.08	2.08	2.08	2.08	2.08	2.08	2.08
Frame section width (approx. m)	0.72	0.72	0.72	0.72	0.72	0.72	0.72

Ballasting

Indoor, centre (kg)	80	0	0	0	40 ⁽³⁾	100/40 ⁽⁴⁾	220
Indoor, on the wall (kg)	80 ⁽¹⁾	50 ⁽¹⁾	80 ⁽¹⁾	120 ⁽¹⁾	150 ⁽¹⁾	190 ⁽¹⁾	190 ⁽¹⁾
Outdoor, centre (kg)	140	0	0	0	40 ⁽⁵⁾	120/60 ⁽⁴⁾	240
Outdoor, on the wall (kg)	140 ⁽¹⁾	70 ⁽¹⁾	110 ⁽¹⁾	160 ⁽¹⁾	220 ⁽¹⁾	290 ⁽¹⁾	0 ⁽²⁾

⁽¹⁾ Ballasting is not required when two wall connectors (707241) are used.

⁽²⁾ Two wall connectors (707241) need to be used.

⁽³⁾ Ballasting is not required when using four stabiliser extension sections (707037).

⁽⁴⁾ When using four stabiliser extension sections (707037).

Required additional parts from page 41.

ADVANCED SAFE-T MOBILE TOWER WITH STABILISERS

Individual parts/parts list

Order no.	Description	Module 1	Module 1+KIT+ stabilisers	Module 1+2	Module 1+2+KIT	Module 1+2+3	Module 1+2+3+KIT	Module 1+2+3+4
		707503	707504	707505	707506	707507	707508	707509
707022	8 rung frame section	2	2	4	4	6	6	8
707023	4 rung frame section	0	2	0	2	0	2	0
709524	Platform with trapdoor	1	1	2	2	3	3	4
709529	Safety guardrail	2	2	4	4	6	6	8
7090227	Diagonal brace	2	2	2	2	2	2	2
70094227	Diagonal brace	0	2	0	2	0	2	0
70094228	Brace	2	2	2	2	2	2	2
707035	Stabiliser base section	0	4	4	4	4	4	4
707037	Stabiliser extension section	0	0	0	0	0	0	4
707125	Toeboard long side ⁽¹⁾	2	2	2	2	2	2	2
707226	Toeboard front side ⁽¹⁾	2	2	2	2	2	2	2
707044	Entrance bracket	1	1	1	1	1	1	1
007503	Swivel castor Ø 150 mm with spindle	4	4	4	4	4	4	4
007760	Safety plug	0	4	4	8	8	12	12
0095686	Assembly and operation instructions	1	1	1	1	1	1	1
0095877	Assembly and operation instructions AT/FR	1	1	1	1	1	1	1
Total weight (approx. kg)		64.2	96.8	120.3	132.9	156.4	169.0	198.5

Order no.	Description	Module 1	Module 2	Module 3	Module 4	KIT	Stabilisers set
		707503	707515	707517	707519	707501	707502
707022	8 rung frame section	2	2	2	2	0	0
707023	4 rung frame section	0	0	0	0	2	0
709524	Platform with trapdoor	1	1	1	1	0	0
709529	Safety guardrail	2	2	2	2	0	0
7090227	Diagonal brace	2	0	0	0	0	0
70094227	Diagonal brace	0	0	0	0	2	0
70094228	Brace	2	0	0	0	0	0
707035	Stabiliser base section	0	4	0	0	0	4
707037	Stabiliser extension section	0	0	0	4	0	0
707125	Toeboard long side ⁽¹⁾	2	0	0	0	0	0
707226	Toeboard front side ⁽¹⁾	2	0	0	0	0	0
707044	Entrance bracket	1	0	0	0	0	0
007503	Swivel castor Ø 150 mm with spindle	4	0	0	0	0	0
007760	Safety plug	0	4	4	4	4	0
0095686	Assembly and operation instructions	1	1	1	1	1	0
0095877	Assembly and operation instructions AT/FR	1	1	1	1	1	0
Total weight (approx. kg)		64.2	56.1	36.1	42.1	12.6	20.0

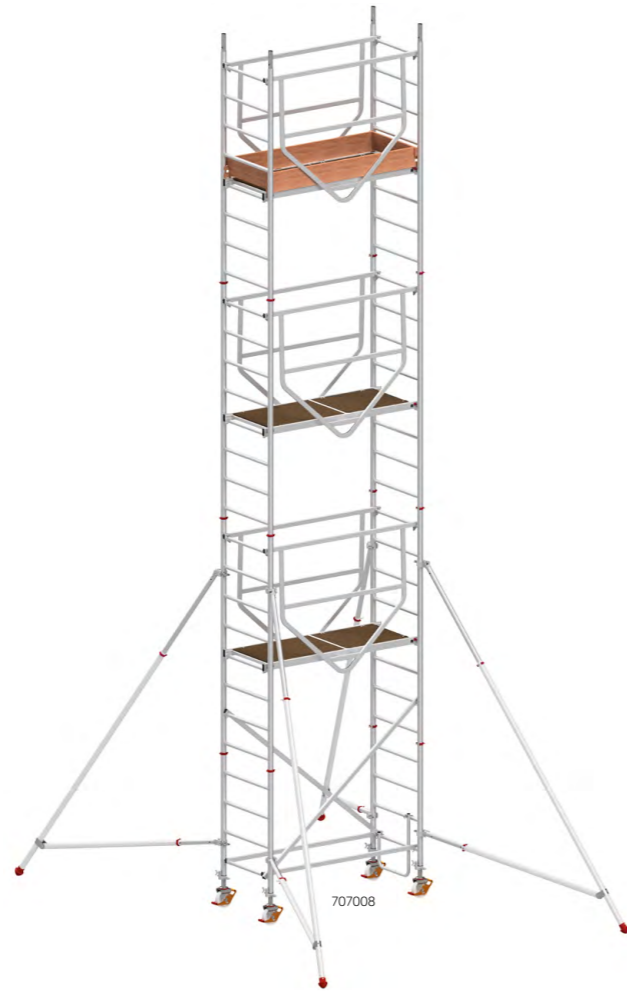
⁽¹⁾ Alternative: Toeboard folding, order no. 707026, see also page 43

ADVANCED SAFE-T MOBILE TOWER WITH STABILISERS

- Extremely robust design due to welded frame sections.
- Quick assembly and dismantling due to quick-release catches on braces and diagonal braces.
- Non-slip surface on platforms and manual safety hooks for safe assembly and dismantling.
- Easy levelling out of uneven floors thanks to height adjustable swivel castors.
- Maximum protection during assembly thanks to SAFE-T safety guardrail.

Features:

- **Working surface 1.58 x 0.61 m.**
- **Platform length 1.58 m.**
- **Frame section width 0.72 m.**
- **Swivel castors Ø 150 mm.**

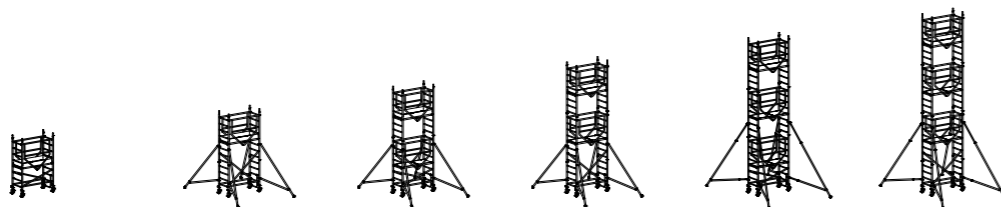


EN
1004

Max.
200 kg/m²

10
YEAR
GUARANTEE

★ ★ ★
MADE IN
GERMANY



Assembly configurations	Module 1	Module 1+KIT+stabilisers	Module 1+2	Module 1+2+KIT	Module 1+2+3	Module 1+2+3+KIT
Order no.	707003	707004	707005	707006	707007	707008
Reach height (approx. m)	3.27	4.27	5.27	6.27	7.27	8.27
Tower height (approx. m)	2.49	3.49	4.49	5.49	6.49	7.49
Standing height (approx. m)	1.27	2.27	3.27	4.27	5.27	6.27
Platform length (approx. m)	1.58	1.58	1.58	1.58	1.58	1.58
Frame section width (approx. m)	0.72	0.72	0.72	0.72	0.72	0.72

Ballasting

Indoor, centre (kg)	100	0	0	40 ⁽²⁾	40	80
Indoor, on the wall (kg)	100 ⁽¹⁾	50 ⁽¹⁾	80 ⁽¹⁾	120 ⁽¹⁾	130 ⁽¹⁾	160 ⁽¹⁾
Outdoor, centre (kg)	120	0	0	40 ⁽²⁾	40	100
Outdoor, on the wall (kg)	120 ⁽¹⁾	60 ⁽¹⁾	100 ⁽¹⁾	140 ⁽¹⁾	170 ⁽¹⁾	220 ⁽¹⁾

⁽¹⁾ Ballasting is not required when two wall connectors (707241) are used.

⁽²⁾ Ballasting is not required when using four stabiliser extension sections (707037). Required additional parts from page 41.

ADVANCED SAFE-T MOBILE TOWER WITH STABILISERS

Individual parts/parts list

Order no.	Description	Module 1	Module 1+KIT+stabilisers	Module 1+2	Module 1+2+KIT	Module 1+2+3	Module 1+2+3+KIT
		707003	707004	707005	707006	707007	707008
707022	8 rung frame section	2	2	4	4	6	6
707023	4 rung frame section	0	2	0	2	0	2
7089424	Platform with trapdoor	1	1	2	2	3	3
709029	Safety guardrail	2	2	4	4	6	6
7090127	Diagonal brace	2	2	2	2	2	2
7089427	Diagonal brace	0	2	0	2	0	2
7089428	Brace	2	2	2	2	2	2
707035	Stabiliser base section	0	4	4	4	4	4
707037	Stabiliser extension section	0	0	0	0	4	4
7009425	Toeboard long side ⁽¹⁾	2	2	2	2	2	2
707226	Toeboard front side ⁽¹⁾	2	2	2	2	2	2
707044	Entrance bracket	1	1	1	1	1	1
007503	Swivel castor Ø 150 mm with spindle	4	4	4	4	4	4
007760	Safety plug	0	4	4	8	8	12
0095689	Assembly and operation instructions	1	1	1	1	1	1
0095876	Assembly and operation instructions AT/FR	1	1	1	1	1	1
Total weight (approx. kg)		57.0	89.0	107.9	119.9	144.8	156.8

Order no.	Description	Module 1	Module 2	Module 3	KIT	Stabilisers set
		707003	707015	707017	707001	707002
707022	8 rung frame section	2	2	2	0	0
707023	4 rung frame section	0	0	0	2	0
7089424	Platform with trapdoor	1	1	1	0	0
709029	Safety guardrail	2	2	2	0	0
7090127	Diagonal brace	2	0	0	0	0
7089427	Diagonal brace	0	0	0	2	0
7089428	Brace	2	0	0	0	0
707035	Stabiliser base section	0	4	0	0	4
707037	Stabiliser extension section	0	0	4	0	0
7009425	Toeboard long side ⁽¹⁾	2	0	0	0	0
707226	Toeboard front side ⁽¹⁾	2	0	0	0	0
707044	Entrance bracket	1	0	0	0	0
007503	Swivel castor Ø 150 mm with spindle	4	0	0	0	0
007760	Safety plug	0	4	4	4	0
0095689	Assembly and operation instructions	1	1	1	1	0
0095876	Assembly and operation instructions AT/FR	1	1	1	1	0
Total weight (approx. kg)		57.0	50.9	36.9	12.0	20.0

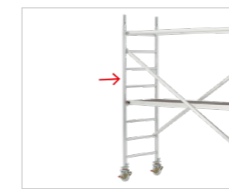
⁽¹⁾ Alternative: Toeboard folding, order no. 707025, see also page 43

INDIVIDUAL PARTS AND SPARE PARTS FOR MOBILE TOWERS

41 Individual parts

46 Spare parts

INDIVIDUAL PARTS




8 rung frame section

Width (approx. m)	0.72	0.80	1.50
Length (approx. m)	2.15	2.15	2.15
Type	welded	welded	welded
Weight (approx. kg)	8.1	8.5	12.7
Order no.	707022	607122	607322



4 rung frame section

Width (approx. m)	0.72	0.80	1.50
Length (approx. m)	1.15	1.15	1.15
Type	welded	welded	welded
Weight (approx. kg)	4.6	4.8	6.8
Order no.	707023	607123	607323



Folding frame with frame sections


Width (approx. m)	0.80
Length (approx. m)	1.80
Height (approx. m)	1.65
Type	welded
Weight (approx. kg)	18.6
Order no.	617721



Safety guardrail

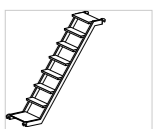
- Guardrail to be hooked from below as side protection during assembly and dismantling.

Length (approx. m)	1.59	2.09
Weight (approx. kg)	3.4	4.5
Order no.	709029	709529



Stairs

Dimensions (approx. m)	2.50x0.53
Weight (approx. kg)	14.0
Order no.	627340



INDIVIDUAL PARTS



Diagonal brace/brace




Length (approx. m)	1.90	2.28	2.45	2.90	2.95	3.30
Weight (approx. kg)	2.1	2.3	2.4	2.8	3.8	4.2
Order no.	617828	617827	637827	677127	607128	607127



Diagonal brace/brace



Length (approx. m)	1.59	1.67	2.04	2.09	2.15	2.45
Weight (approx. kg)	1.0	1.0	1.2	1.3	1.3	1.5
Order no.	7089428	7090127	7089427	70094228	7090227	70094227




Guardrail tube

Length (approx. m)	2.80
Weight (approx. kg)	4.1
Order no.	627329



Stabiliser

	base section	extension section	base section + extension section
Dimensions (approx. m)	2.55×0.15	1.14×0.15	2.63×0.15
Weight (approx. kg)	5.0	1.5	6.5
Order no.	707035	707037	707036



Platform with trapdoor



Can be climbed through	yes	yes	yes	yes	yes	yes	yes
Outer dimension (approx. m)	1.90×0.65	1.90×0.65	2.45×0.65	2.95×0.65	2.95×0.65	1.58×0.61	2.08×0.61
Use	8576	8177+8472+8473	8771+8773	8073+8171+8371+8373	8273+8573	7070	7075+7077
Weight (approx. kg)	12.2	13.8	17.6	21.2	19.7	7.5	10.5
Order no.	627624	617824	677124	607124	627324	7089424	709524

INDIVIDUAL PARTS



Platform without trapdoor



Can be climbed through	no	no	no	yes
Outer dimension (approx. m)	1.90×0.65	2.45×0.65	2.95×0.65	2.95×0.65
Use	8473+8576	8773	8073+8273+8373+8573	8273+8573
Weight (approx. kg)	14.1	16.0	21.0	13.7
Order no.	617724	677324	607324	627314 ⁽¹⁾

⁽¹⁾ Platform for passage without trapdoor



Entry platform

Outer dimension (approx. m)	2.95×0.55
Weight (approx. kg)	22.4
Order no.	607144



Toeboard



Type	front side			long side				
Outer dimension (approx. m)	1.25×0.15×0.025	0.60×0.15×0.025	0.66×0.15×0.02	2.70×0.15×0.025	2.20×0.15×0.025	1.65×0.15×0.025	2.03×0.17×0.02	1.53×0.17×0.02
Weight (approx. kg)	2.3	1.0	0.8	4.2	3.5	2.9	2.7	2.3
Order no.	0079633	0079634	707226	0079630	0079631	0079632	707125	7009425



Toeboard folding
▪ Alternative for 7070+7075.

Outer dimension (approx. m)	1.45×0.63×0.17	1.95×0.63×0.17
Pack size (approx. m)	1.40×0.13×0.17	1.90×0.13×0.17
Weight (approx. kg)	6.6	7.1
Order no.	707025	707026



Toeboard clip

Weight (approx. kg)	0.2
Order no.	0077268



INDIVIDUAL PARTS



Entrance bracket


Dimensions (approx. m)	0.56×0.45	0.68×0.45	0.60×0.47	0.73×0.47
Weight (approx. kg)	0.7	0.9	1.1	1.3
Order no.	707044	707045	637144	607146



Safety plug

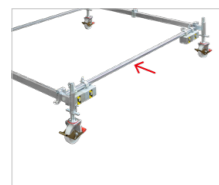
- Made of high-quality plastic with steel bolts.

Weight (approx. kg)	0.1
Order no.	007760



Cross-beam clamp fitting

Weight (approx. kg)	0.8	1.2
Order no.	0051957	0050493



Longitudinal cross-beam

Length (approx. m)	2.95
Weight (approx. kg)	13.1
Order no.	607143



Cross-beam

Length (approx. m)	1.60	2.18
Weight (approx. kg)	6.0	18.4
Order no.	707134	817134



Cross-beam extension

Length (approx. m)	0.55
Weight (approx. kg)	6.8
Order no.	817133



INDIVIDUAL PARTS



Connecting tube

Length (approx. m)	2.00
Weight (approx. kg)	2.7
Order no.	707143



Wall connector

Length (approx. m)	0.75	2.05
Weight (approx. kg)	0.5	4.6
Order no.	707241	607141



Ballast

Weight (approx. kg)	10.0	15.0
Order no.	0050879	0050985



Swivel castor without spindle

- For mobile towers with stabilisers.


Castor diameter (approx. mm)	125
Adjustment range (approx. mm)	–
Weight (approx. kg)	1.5
Order no.	617750



Swivel castor with spindle

- For mobile towers with stabilisers.
- Including bush set.

Castor diameter (approx. mm)	150	200
Adjustment range (approx. mm)	115	220
Weight (approx. kg)	3.9	5.7
Order no.	007503	637150 ⁽¹⁾



Swivel castor with spindle

- For mobile towers with mobile cross-beams.
- Castor 007522 with rubberised, non-chalking tread.

Castor diameter (approx. mm)	200	200
Adjustment range (approx. mm)	220	220
Weight (approx. kg)	5.7	6.0
Order no.	607150 ⁽¹⁾	007522 ⁽²⁾



Note:

⁽¹⁾ The swivel castor with rubberised tread 007522 can be used instead of the swivel castors 607150 and 637150.

⁽²⁾ If using the swivel castor 007522 instead of the swivel castor 637150 on towers with stabilisers, please order in addition one bush set 0054104 for each tower.

INDIVIDUAL PARTS / SPARE PARTS



HYMER lifter

- For quick and safe mounting and dismantling of diagonal braces and braces from below.

Length (approx. m)	1.80
Weight (approx. kg)	0.7
Order no.	605199



SPARE PARTS



Spare parts set plug and socket for swivel castors with spindle

- Self assembly, no tools required.
- Content: 1 plug and 1 socket.


Use	007503+637150
Weight (approx. kg)	0.1
Order no.	0054104



Spare parts set feet for stabilisers

- Self assembly by using tools.
- Content: 4 feet incl. fastening material.

Use	707035+707036
Weight (approx. kg)	0.4
Order no.	0054613



Spare parts set coupling for tower diagonal braces and braces

- Self assembly by using tools.
- Content: 1 coupling incl. fastening material.

Weight (approx. kg)	0.6
Order no.	0054102



SPARE PARTS



Repair set for safety guardrails for ADVANCED SAFE-T mobile towers

- Self assembly by using tools.
- Content: 2 self-locking hooks incl. fastening material.

Use	709029+709529
Weight (approx. kg)	0.3
Order no.	0054404



Spare parts set hinges for trapdoors

- Self assembly by using tools.
- Content: 2 hinges incl. fastening material.

Use	607124+617824 +627324+627624+677124
Weight (approx. kg)	0.5
Order no.	0054642



Spare parts set closure for trapdoors

- Self assembly by using tools.
- Content: 1 closure incl. fastening material.

Use	607124+617824 +627324+627624+677124
Weight (approx. kg)	0.1
Order no.	0054643



Spare parts set suspension hooks for platforms

- Self assembly by using tools.
- Content: 1 left suspension hook and 1 right suspension hook incl. fastening material.

Use	607124+607324+617724 +617824+627314+627324 +627624+677124+677324
Weight (approx. kg)	0.5
Order no.	0054848



Spare parts set rubber strap fastener for platforms

- Self assembly by using tools.
- Content: 1 rubber strap fastener incl. fastening material.

Use	709524+7089424
Weight (approx. kg)	0.1
Order no.	0054897



Hymer-Leichtmetallbau GmbH & Co. KG

Käferhofen 10 | 88239 Wangen | Germany

Telephone +49 75 22 700-700

international-sales@hymer-alu.de | hymer-access.com

hymer-access.com

You can also download all
brochures from our website:



Written information on the products and images thereof may differ from the actual design in individual cases.
Errors, price changes and design modifications are also reserved.

Version: 02/2024